



Augmented Reality for Cultivating Computational Thinking Skills in Mathematics Completed with Literature Review, Bibliometrics, and Experiments for Students

Lilis Marina Angraini^{1,*}, Aay Susilawati², Muchamad Subali Noto³, Reni Wahyuni¹, Dedek Andrian¹

¹Department of Mathematics Education, Universitas Islam Riau, Indonesia

²Department of of Science Education, Universitas Pendidikan Indonesia, Indonesia

³Department of Mathematics Education, Universitas Swadaya Gunung Djati, Indonesia

*Correspondence: E-mail: lilismarina@edu.uir.ac.id

ABSTRACT

The research problem centered around the need to enhance students' computational thinking (CT) ability, which is crucial for their success in the present and future. This study aims to examine the efficacy of Augmented Reality (AR) in improving the CT abilities of seventh-grade junior high school students. The study utilized a quasi-experimental design with a control group and an experimental group to meet the research aims. The control group was provided with conventional mathematical instruction through established teaching methods, while the experimental group was exposed to mathematics learning enhanced by AR media. The study involved 160 students from four junior high schools located in one of the cities in Indonesia. A five-question CT ability test was employed as the research instrument. The mean difference test was used to analyze the data and compare the performance of the control and experimental groups. The research findings indicated that the effective application of AR media significantly enhanced the CT skills of seventh-grade adolescents in middle school. The results aid in creating new teaching approaches and emphasize the possibilities of AR technology in math education.

ARTICLE INFO

Article History:

Submitted/Received 14 Des 2023

First Revised 30 Jan 2024

Accepted 19 Feb 2024

First Available online 21 Feb 2024

Publication Date 01 Apr 2024

Keyword:

Augmented reality,
Computational thinking,
Junior high school,
Learning media.

1. INTRODUCTION

Technological advancements in the era of Digital Society 5.0 progress swiftly and have the potential to enhance human lives. Many reports regarding this development for supporting society 5.0. have been well-documented (Damayanti *et al.*, 2022; Shaffiyah *et al.*, 2022). Technology has transformed education from being passive and reactive to participatory and proactive. Education is crucial in an academic setting and is intended to stimulate students' attention. Technology can help pupils understand and remember things more easily (Siregar, 2023). The use of technology, especially online educational resources, significantly influences the field of education. The generation raised with internet access and technological progress relies significantly on online resources for information and creating a virtual learning environment. Students find many online instructional resources, including YouTube, enjoyable and believe they help improve their skills. Although technology provides great help, it is essential to highlight that the teacher's function as a mentor and companion for students during the learning process remains crucial.

Moreover, the inherent drive, passion for acquiring knowledge, and self-assurance of students are crucial elements that impact the effectiveness of learning using technology. Integrating technology in school enhances learning quality, but requires instructors' active participation for optimal outcomes (Adijaya, Armawan & Kristiantari, 2023; Yuliani, Kaur & Jageer Singh, 2023; Pratiwi, Amumpuni, Fikria & Budiastuti, 2023; Hudriati, Yunus & Arham, 2023; Nur, Widodo & Putro, 2023). Regarding the significance of technology in education today, technology holds an extremely significant educational role in schools and learning today, particularly in mathematics learning (Valtonen *et al.*, 2020).

Augmented reality (AR) is an innovative technology that combines digital information with the physical world (Hsiao & Chang, 2016; Bangkerd and Sangsawang, 2021; Albar, 2021; Castañeda *et al.*, 2018). It incorporates virtual elements like photos, movies, and three-dimensional (3D) objects into the physical environment. AR is a technology that enables the interactive display of three-dimensional virtual objects in the real world (Dutta *et al.*, 2022). AR media can be applied in schools.

The implementation of AR into the learning process has great profits (Patzer *et al.*, 2014; Almenara & Vila, 2019): It can enhance students' willingness to learn and their ability to comprehend material because of the varied and interactive visual representations it offers (Iatsyshyn *et al.*, 2020). Based on research by Chang & Hwang (2018), it incorporates virtual elements like photos, movies, and three-dimensional (3D) objects into the physical environment. AR is a technology that enables the interactive display of three-dimensional virtual objects in the real world.

AR integrates additional elements into a physical environment to enrich the user's perception of reality. It necessitates a setting and a suitable camera included in our gadgets like cellphones, tablets, or PCs. AR contains three main characteristics outlined by Azuma (1997):

- (i) it merges the actual and virtual environments to offer users novel and distinct experiences related to their actions;
- (ii) it enables real-time interactivity, delivering an interactive experience, and
- (iii) it is rendered in 3D.

AR should be integrated into all disciplines in schools, particularly those perceived as challenging by pupils, rather than being limited to certain subjects. Mathematics is one of those challenging courses. (Dinayusadewi & Agustika, 2020). AR technology in mathematics education improves information visualization, with marker-based AR being more prevalent than non-marker-based AR. The majority of AR applications are created using Unity 3D with

the Vuforia software development kit (SDK) (Ahmad & Junaini, 2020). Unity is a software application utilized for processing images, visuals, sound, input, and other elements to create games or similar products like AR applications (Putra & Putra, 2021; Pramuditya *et al.*, 2022). Unity 3D is a sophisticated and completely integrated development platform that offers pre-built tools for developing interactive 3D content. Vuforia is an SDK created for cellphones to help develop AR experiences. The Vuforia AR Extension for Unity is a specialized extension of the Vuforia SDK made expressly for use with Unity. Vuforia is a software development kit (SDK) developed by Qualcomm for creating AR apps on iOS and Android mobile devices (Putra & Putra, 2021). The Vuforia SDK serves as a central connection interface between the virtual realm and the actual realm (X. Liu *et al.*, 2018).

AR media can enhance students' engagement in learning mathematics and reduce boredom (Syafri *et al.*, 2021; Nurvitasari, & Sulisworo, 2023). Many have researched and developed learning media based on AR in mathematics learning, as done by Dinayusadewi & Agustika (2020), where it may be inferred AR technology can be used as a tool for learning mathematics on geometric concepts in schools. Dinayusadewi & Agustika (2020) Outlined challenges faced by teachers while creating AR-enhanced learning materials and methods, such as difficulties in meeting essential hardware and software needs and having restricted access to various sources of information, whether they be human, online, or in print. Teachers have taken steps to address these issues by gradually upgrading laptops, seeking references in foreign languages, and establishing a learning community.

Computational thinking (CT) is an essential skill needed in the 21st century (Curzon *et al.*, 2009). CT is a crucial talent for all students. (Vinayakumar *et al.*, 2018; Deng *et al.*, 2020; Mohamed *et al.*, 2019; Araujo *et al.*, 2019; Y.-C. Liu *et al.*, 2021; Repenning *et al.*, 2016; Li *et al.*, 2020; Silva *et al.*, 2018; Tofel-grehl & Richardson, 2018; Mitrayana and Nurlaelah, 2023; Valovičová *et al.*, 2020; Voogt *et al.*, 2015; Yang *et al.*, 2020). CT is a demonstrated skill that involves two main steps: abstracting the problem and automating the answer (Israel *et al.*, 2015; Park & Green, 2019). CT is a method of thinking that utilizes abstraction, generalization, decomposition, algorithmic reasoning, and debugging (Kale *et al.*, 2018; Lee *et al.*, 2023; Angeli *et al.*, 2016). Critical thinking is the systematic process of examining, evaluating information and evaluating information to solve complex problems using a structured approach (Anderson, 2016; Barr *et al.*, 2011).

CT skills are crucial for problem-solving and have particular relevance within the realms of science, engineering, and mathematics (Taslibeyasz *et al.*, 2020). CT has occurred likened to mathematical reasoning involves beliefs, problem-solving, and justification (Rich *et al.*, 2020; Shute *et al.*, 2017). Mathematics activities are closely connected to CT as they emphasize skills and processes (Nordby *et al.*, 2022; Mohaghegh & Mccauley, 2016). Mathematics education focuses on three key parts of CT: problem-solving, cognitive processes, and transposition (Kallia *et al.*, 2021; Urhan, 2022).

Proficiency in mathematical critical thinking is essential since it provides students with problem-solving skills, logical reasoning, and the capacity to analyze and interpret mathematical topics. It enables students to approach complex mathematical problems systematically and develop strategies to find solutions. Additionally, CT is crucial in multiple disciplines like as mathematics, science, engineering, and computer programming. The mathematical CT ability of students is low attributed to several factors. These factors can include a lack of exposure to problem-solving tasks, limited opportunities to engage in critical thinking activities, inadequate instructional approaches that focus solely on memorization rather than understanding, and insufficient practice in applying CT strategies. Low mathematical CT ability may manifest as students struggling to analyze problems, find

multiple solution paths, make connections between different mathematical concepts, and apply logical reasoning in their problem-solving process.

Current traditional learning methods may not adequately support the development of CT skills. Traditional instruction often emphasizes rote memorization and procedural knowledge, rather than promoting conceptual understanding and problem-solving strategies. As a result, students may struggle to transfer their mathematical knowledge to real-life situations and encounter difficulties in applying CT skills. Geometry content was chosen for this research because it offers opportunities to develop and apply CT skills. Geometry involves spatial reasoning, visualizing objects and relationships, and using logical reasoning to solve geometric problems. These activities align well with the cognitive processes related to CT, like pattern recognition, abstraction, and deconstruction, and algorithmic reasoning.

AR media was selected as a tool for enhancing mathematics learning because it provides unique advantages. AR integrates digital information into reality, enabling students to engage with virtual objects and visualize mathematical concepts more engagingly and interactively. AR media can present three-dimensional representations, interactive visualizations, and simulations, which can facilitate students' understanding, exploration, and problem-solving in geometry. Compared to other media, AR provides a more engaging and participatory educational experience, enabling students to connect abstract mathematical ideas with practical real-world uses. While other media, such as textbooks or digital simulations, can also support mathematics learning, utilizing AR media adds a layer of interactivity and realism. By overlaying virtual objects in the real world, AR enhances students' spatial understanding, visualization, and engagement. This makes AR a promising tool for promoting CT skills, as it provides a unique and dynamic learning experience that enhances pupils' problem-solving skills, critical thinking, and conceptual understanding in mathematics.

This research aims to examine how using AR media can improve the critical thinking (CT) skills of junior high school pupils. The research data gathered pertains to the student's mathematical CT skills, specifically in the context of geometry. We also added bibliometric analysis since it can describe the current research situation. Detailed information regarding previous research in bibliometrics is demonstrated in **Table 1**.

Table 1. Previous studies on bibliometric.

Author	Title	Result
Shidiq et al., (2021)	The use of simple spectrophotometer in STEM education: A bibliometric analysis	The study, which made use of the VOSviewer program, found that modified spectrophotometers are frequently used in chemistry and STEM teaching, providing prospects for future research.
Nordin, (2022)	Correlation between process engineering and special needs from bibliometric analysis perspectives.	VOSviewer, a process engineering tool for mapping analysis, experienced a decrease in publications on "process engineering special demands" between 2017 and 2021.
Bilad, (2022)	Bibliometric analysis for understanding the correlation between chemistry and special needs education using VOSviewer indexed by Google.	An analysis of articles on chemistry and special education using VOSviewer and Publish or Perish showed a decline in publications in 2017 and a rise in 2021.
Riandi et al., (2022)	Implementation of Biotechnology in Education towards Green Chemistry Teaching: A Bibliometrics Study and Research Trends	With journals being the most prevalent source, the study bibliometric analysis of research trends on biotechnology in education revealed four study concept potentials, underscoring the significance of teaching green chemistry in schools.

Table 1 (Continue). Previous studies on bibliometric.

Author	Title	Result
Nordin, (2022)	A bibliometric analysis of computational mapping on publishing teaching science engineering using VOSviewer application and correlation.	A study that examined teaching, science, and engineering research using the VOSviewer and Perish applications found a significant drop because of pandemic conditions.
Wirzal & Putra, (2022)	What is the correlation between chemical engineering and special needs education from the perspective of bibliometric analysis using VOSviewer indexed by Google Scholar?	Utilizing the VOSviewer software, a research study on the relationship between chemical engineering and special needs examined 800 pertinent papers between 2018 and 2022.
Nandiyanto & Al Husaeni, (2021)	A bibliometric analysis of materials research in Indonesian journal using VOSviewer	A bibliometric assessment of research on Indonesian materials was conducted using VOSviewer, and the results showed that "acid" received the most attention from 2016 to 2021, with 43 publications and 8 foreign linkages.
Maryanti <i>et al.</i> , (2022)	Sustainable development goals (SDGs) in science education: Definition, literature review, and bibliometric analysis.	The bibliometric analysis, a vital instrument in science education, offers a thorough grasp of the subject, underscoring the important role it plays in facilitating research on the SDGs.
Nandiyanto & Al Husaeni, (2021)	A bibliometric analysis of chemical engineering research using VOSviewer and its correlation with covid-19 pandemic condition.	Despite a decline in research since 2019, chemical engineering uses VOSviewer software for bibliometric analysis, which provides useful information on research trends and themes.
Al Husaeni, (2022)	Computational bibliometric analysis of research on science and Islam with VOSviewer: Scopus database in 2012 to 2022.	In a study on science and Islamic research, VOSviewer was used for bibliometric analysis, which revealed a drop in research, particularly in Indonesia and Malaysia. This study also provided excellent reference materials for future research.
Al Husaeni, (2022)	Bibliometric analysis of briquette research trends during the Covid-19 pandemic.	A review of 973 pertinent papers on briquettes was analyzed using VOSviewer, bibliometric analysis, and data mapping; the results showed a decline in research over the previous three years as a result of the COVID-19 pandemic.
Ragadhita & Nandiyanto, (2022)	Computational bibliometric analysis on publication of techno-economic education.	A study on science and Islamic research that employed data from the Scopus database from 2012 to 2022 and VOSviewer for bibliometric analysis found a reduction in research, mainly in Indonesia and Malaysia.
Al Husaeni & Nandiyanto, (2022)	Bibliometric computational mapping analysis of publications on mechanical engineering education using VOSviewer	A study that used VOSviewer to chart the development of nano propolis research over the last ten years found a spike in research on nanoparticles and propolis.
Febriandi <i>et al.</i> , (2023)	Research on algebraic thinking in elementary school is reduced: a bibliometric analysis	VOSviewer, a bibliometric approach, was used to analyze 996 articles from 2012–2021, revealing a decline in research on algebraic thinking skills and providing valuable insights for future research.
Supriyadi <i>et al.</i> , (2023)	Global trend of ethnosience research: a bibliometric analysis using Scopus database	An analysis of the Scopus database showed that ethnosience research has significantly increased over the past 50 years.

Table 1 (Continue). Previous studies on bibliometric.

Author	Title	Result
Supriyadi et al., (2023)	Didactical design research: a bibliometric analysis	By identifying research topics, authors, sources, countries, affiliations, and most-cited papers in DDR publications, Scopus offers bibliometric analysis. This analysis showed a large growth in DDR initiatives from 2015 to 2022.
Nandiyanto et al., (2023)	Particulate matter emission from combustion and non-combustion automotive engine process: review and computational bibliometric analysis on its source, sizes, and health and lung impact	This study discusses the growth trend of scientific publications on the topic of particulate matter identified based on several categories such as the most cited, publisher, author, country, and affiliation.
Suherman et al., (2023)	How to Improve Student Understanding in Learning Science by Regulating Strategy in Language Education? Definition, Factors for Enhancing Students Comprehension, and Computational Bibliometric Review Analysis	This study intends to clarify research on the advancement of language education to improve students' understanding of science education. This study analyzes the definition of these methods, identifies components that improve students' understanding, and does a computational bibliometric review analysis.
Al Husaeni et al., (2022)	How Language and Technology Can Improve Student Learning Quality in Engineering? Definition, Factors for Enhancing Students Comprehension, and Computational Bibliometric Analysis	The project aims to investigate progress in language and technology research to improve the efficiency of teaching and learning in engineering. An analysis of factors impacting the teaching and learning process is conducted using a bibliometric study utilizing the keywords "Language" and "Engineering Learning" on Google Scholar from 2020 to 2022.
Fauziah et al., (2022)	Strategies in Language Education to Improve Science Student Understanding during Practicum in Laboratory: Review and Computational Bibliometric Analysis	This study aims to elucidate the progress of language research in scientific education to enhance students' comprehension during laboratory practicums. This study investigates the characteristics that enhance student comprehension and does a bibliometric analysis focusing on the terms "language", "practicum", "laboratory", and "science" between 2015 and 2021.
Nandiyanto et al., (2023)	Bibliometric data analysis of research on resin-based brakepads from 2012 to 2021 using VOSviewer mapping analysis computations	This work aims to thoroughly and methodically examine bibliometric data using VOSViewer in a step-by-step manner. Analyzed 88 documents from 2017-2021 on predetermined subjects based on the number of publications collected.
Ruzmetov & Ibragimov, (2023)	Past, current and future trends of salicylic acid and its derivatives: A bibliometric review of papers from the Scopus database published from 2000 to 2021	Interest in salicylic acid and its derivatives has markedly increased over the last two decades, leading to a surge in academic research on this topic. Many scientometric investigations have concentrated solely on a particular characteristic of the subject substances. No discussions are held regarding the origin and future potential of SA and its related compounds. This study conducts a bibliometric analysis of 2010 publications published between 2000 and 2021 that were included in Scopus in the sub-discipline of salicylic and salicylates.

2. LITERATURE REVIEW

2.1. Augmented Reality

AR is a technology that combines the physical environment with the virtual world by displaying two or three-dimensional virtual things, creating a seamless integration with reality. Utilizing learning media through AR can stimulate critical thinking among learners, encouraging problem-solving and aiding in visualizing abstract concepts for comprehension and model structuring (Romalee *et al.*, 2023; Urlings *et al.*, 2022; Mahrou *et al.*, 2021). AR employs digital elements such as images, text, 3D models, or computer-generated videos to deliver additional information or virtual objects. Integration of AR takes place in the real-world environment, encompassing classrooms, books, whiteboards, or other physical objects. AR establishes a bridge between the tangible world and digital elements. Devices like smartphones, tablets, or AR glasses serve to project digital elements into the real world. Users observe their physical surroundings through the device screen, enriched with digital overlays. An integral aspect of AR is the active interaction users have with digital elements, involving touch screens, physical gestures, or voice commands for manipulation or accessing extra information (Zafar & Zachar, 2020; Mladenovic *et al.*, 2022).

The educational concept of AR aims to enrich students' understanding, engagement, and interaction with learning materials. Digital elements presented can include illustrations, animations, or supplementary information supporting the learning content. By delivering additional content visually and interactively, AR enhances students' learning experiences, making the material more captivating and easily comprehensible (Lima, Walton & Owen, 2022; Amantini *et al.*, 2020). AR facilitates the presentation of information in a context relevant to the surrounding environment. For instance, it can showcase a 3D model of human body organs during a biology lesson. The AR concept is versatile and applicable across various subjects like mathematics, science, history, and language, introducing a more dynamic approach to learning. AR provides flexibility in accessing learning material, enabling students to use AR devices at their convenience. Some AR applications even foster collaboration and shared learning experiences, supporting team-based learning and social interaction (see **Figure 1**) (Sharmin *et al.*, 2022; Jeon, Oh & Son, 2021).

AR empowers students to directly visualize and manipulate 3D shapes. They can explore the surface and volume of three-dimensional objects and correlate them with the concept of unit area. AR devices allow students to interactively measure area, placing virtual measuring tools on a surface as if measuring it right before their eyes. AR can simulate how the unit area concept is applied in everyday scenarios, such as designing a garden or planning room layouts. Students can compare areas between different geometric shapes in AR, understanding the differences in a 3D visual context (Mladenovic *et al.*, 2019; Mladenovic *et al.*, 2020; Llena *et al.*, 2018). **Table 2** shows the applications of AR in various fields.

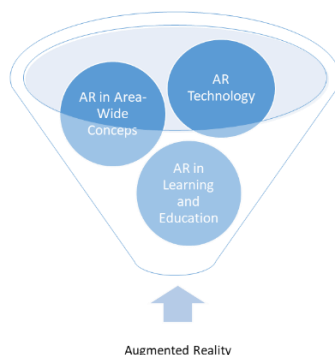


Figure 1. Applications of AR.

Table 2. Application of AR in various fields.

Fields	Application of AR
Education	AR can provide a simulated laboratory environment, enabling students to do experiments without using actual equipment. This fosters an engaging and secure learning environment. Interactive Educational Maps: Utilizing AR in maps or educational materials can supply supplementary information as students delve into the topography, history, or culture of specific locations.
Science and Technology	Physics Modeling Simulation: Within the realm of science, AR can be employed to showcase simulations of intricate physical phenomena, such as the laws of motion, gravity, or wave interference. Medical Training and Anatomy: In the healthcare domain, AR is harnessed to deliver interactive 3D anatomy simulations, enabling medical students or healthcare professionals to gain a deeper understanding of the body's structure.
Industry and Engineering	Assembly and Machine Maintenance: In manufacturing environments, AR can aid workers in assembling or maintaining machinery by offering step-by-step guidance on physical objects. Design and Prototyping Simulation: Design and engineering teams can leverage AR to create and test product prototypes in a virtual setting before moving to physical production.
Real Estate and Interior Design	Virtual Property Tours: In the real estate sector, AR is employed to provide virtual property tours, allowing potential buyers to virtually explore rooms. Virtual Furniture Arrangement: AR enables users to position virtual furniture in their space and visualize how the arrangement complements the interior design.
Gaming and Entertainment	AR Games: AR games, such as Pokémon GO seamlessly Integrate real-world aspects with virtual gaming features, resulting in a more immersive and interactive gaming experience. Concerts and Entertainment Events: Within the entertainment industry, AR can be integrated to enhance visual effects during concerts or performances, creating memorable experiences.
Commerce and Marketing	Virtual Product Try-On: AR empowers consumers to virtually "try on" products, such as clothing or accessories, before making online purchases. Interactive Advertising: Advertising campaigns leverage AR to offer interactive experiences to consumers, including scanning ad images for additional information or special offers.
Tourism and Mapping	Virtual Tour Guides: Within the tourism sector, AR serves as a virtual tour guide at historical or tourist locations, providing additional information as tourists explore the site. Interactive Navigational Maps: AR map applications can assist users in navigating new cities or environments by displaying information about surrounding objects.
Health	Virtual Surgical Simulations: Doctors and surgeons can utilize AR for virtual surgical simulations as a preparation step before actual procedures, contributing to improved accuracy and skills. Medical Training Enhancement: AR is incorporated into medical training to provide supplementary information during medical procedures and to train clinical skills like blood sampling or intravenous placement.

2.2. Computational Thinking

CT in the realm of mathematics and science education denotes an individual's capacity to amalgamate components of problem-solving, logic, and algorithms, akin to the cognitive processes of computers. It encompasses a comprehension of how information can be structured, processed, and harnessed to formulate solutions or decisions. Regarding the

study of mathematics and science, CT may encompass the proficiency to devise a methodical approach to resolving mathematical or scientific quandaries. This involves delineating the problem, arranging information coherently, and formulating systematic steps to attain solutions (Acevedo-Borrega *et al.*, 2022; Wang, Shen & Chao, 2022; Weintrop *et al.*, 2016). The relationship in diagram form (Huang *et al.*, 2023) is presented in **Figure 2**.

CT encompasses the following aspects: (1) decomposition, i.e., the capacity to divide (complicated) data, breaking down processes, problems, or tasks into smaller components or manageable activities. Pattern recognition refers to the ability to identify similarities or distinctions in patterns, trends, and consistencies within data which will subsequently be employed in generating predictions and presenting data; (3) abstraction, i.e., generalizing and recognizing the universal principles that produce patterns, trends, and regularities; and (4) algorithm, which involves providing step-by-step troubleshooting instructions for others to use in addressing the same issue (Harimurti *et al.*, 2019; Huang *et al.*, 2023). Furthermore, these four aspects are presented in **Figure 3**.

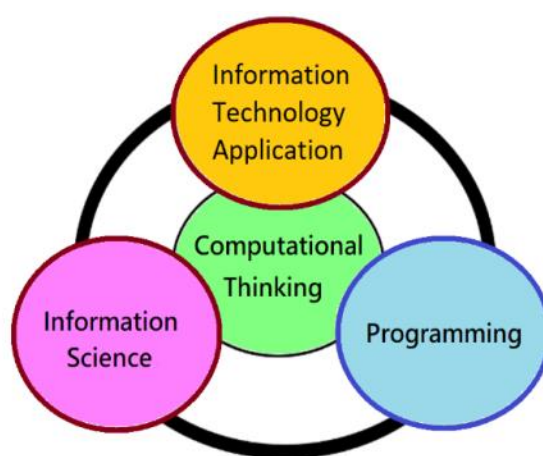


Figure 2. The relationship diagram of CT.

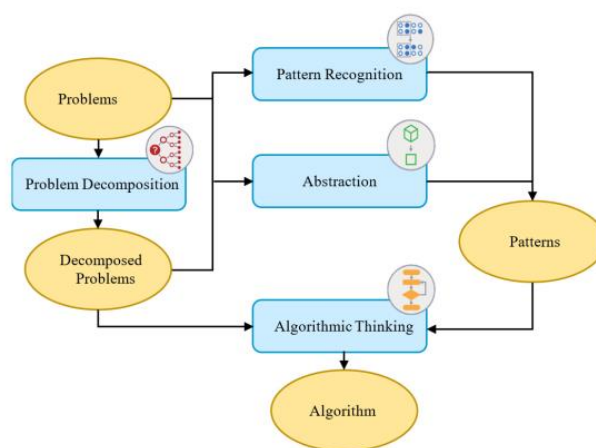


Figure 3. The thought processes of CT.

In geometry education, CT plays a pivotal role by aiding students in honing critical thinking skills, surmounting challenges in comprehending geometric principles, and augmenting their grasp of the nexus between geometry and science. CT empowers students to visualize and comprehend geometric concepts more interactively and visually, encompassing alterations in object shapes and their interrelationships (Presser *et al.*, 2023; Shin *et al.*, 2022; McCormick & Hall, 2021). Within the domain of geometry education, CT equips students to engage in

critical deliberation and grapple with intricate geometric predicaments. Furthermore, CT in geometry education facilitates students in discerning the interplay between geometry and science, particularly in the dynamics of physical systems involving alterations in form and structure. The process of learning geometry involves crafting algorithms and scrutinizing computational data, which are fundamental for nurturing proficiencies in the realms of technology and science.

2.3. Augmented Reality and Computational Thinking Research Trends

Analyzing research data on AR and Computer Tomography (CT) from 2013 to 2023 shows clear patterns and trends (**Figure 4**). Comprehensive instructions for utilizing bibliometric data are available in another location (Al Husaeni and Nandiyanto, 2022; Azizah et al., 2021). The following is an overview and analysis of the data (97 documents in Scopus): In 2013, there was one publication, indicating early interest or introduction to AR and CT in research. For the years 2014-2015, there were no publications recorded, possibly due to various factors such as a lack of attention or focus on the topic during that period.

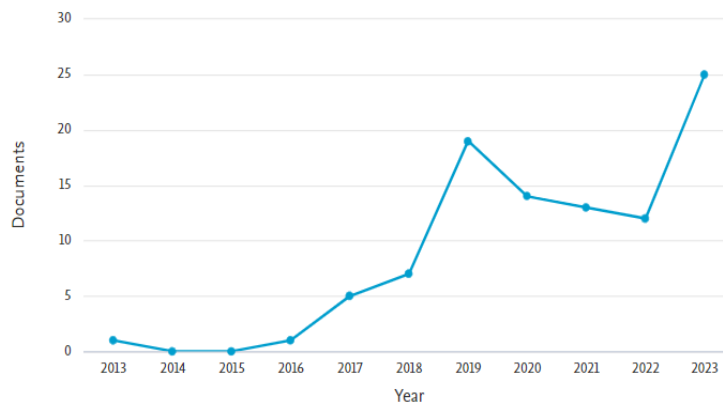


Figure 4. AR and CT research trends.

Figure 4 shows that the emergence of one publication in 2016 signaled renewed interest, potentially contributing to the reinitiation of research in the field. In 2017, the number of publications increased to five, reflecting a growing interest and recognition of the significance of AR and Computer Tomography (CT) in the study literature. The growth trend continued in 2018, with seven publications, underscoring the increasing attention to this topic as a crucial research area. The year 2019 saw a significant spike with 19 publications, indicating substantial exploration and heightened interest in the field of AR and CT. Although there was a decrease in 2020 compared to the previous year, with 14 publications, the number remained high, suggesting sustained interest and research in this field. In 2021, there were 13 publications, maintaining relative stability and indicating the ongoing relevance of AR and CT as research focuses. Despite a slight decrease in 2022, with 12 publications, the number remained considerable, signifying sustained interest among researchers. The peak was observed in 2023 with 25 publications, highlighting the zenith of interest and research activities in this field. The data indicates a substantial increase in research interest related to AR and CT over the years. The surge in publications in 2019 may reflect advancements in technology and an improved understanding of the potential applications of AR and CT. Despite fluctuations in some years, the overall trend suggests a sustained rise in interest and focus on this topic. The peak in 2023 may signify the ongoing growth of literature and the exploration of new concepts in AR and CT.

Figure 5 shows the description and analysis of AR and CT research data based on the subject area. Chemical Engineering = 1 publication: Having only one publication, the field of Chemical Engineering indicates a limited interest in implementing AR and CT in this domain. Arts and Humanities = 1 publication: The solitary publication in Arts and Humanities implies that the integration of AR and CT in this field is still constrained and may not have garnered primary attention. Materials Science = 2 publications: Two publications in Materials Science suggest a slightly increased interest but still depict a relatively restricted application of AR and CT in this subject. Decision Sciences = 4 publications: The four publications in Decision Sciences signify an interest in applying AR and CT to decision-making processes. Psychology = 5 publications: With five publications in Psychology, there is an endeavor to comprehend the impact of AR and CT on psychological aspects. Physics and Astronomy = 6 publications: Having six publications, Physics and Astronomy display significant interest in deploying this technology in the realms of physics and astronomy. Mathematics = 24 publications: The substantial number of publications in Mathematics underscores the profound impact of AR and CT in the field of mathematics. Engineering = 24 publications: Matching the number of publications in Mathematics, Engineering suggests that AR and CT are extensively utilized in the engineering domain. Social Sciences = 38 publications: With 38 publications, Social Sciences emphasize the critical role played by AR and CT in the context of social sciences. Computer Sciences = 77 publications: The abundance of publications in Computer Sciences highlights the dominance of AR and CT in the realms of computer science and information technology.

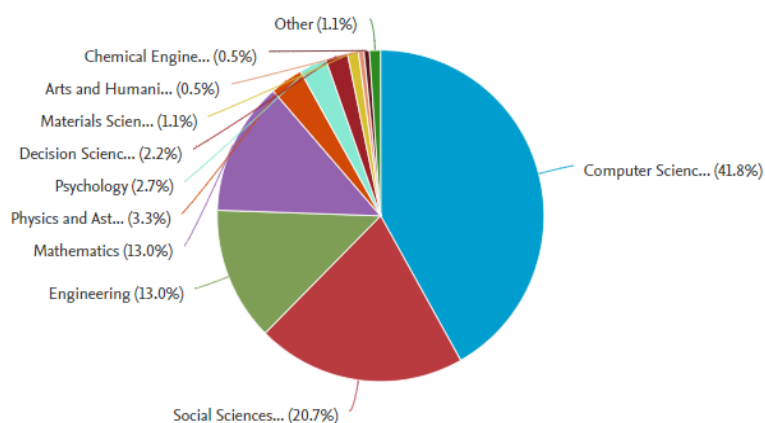


Figure 5. AR and CT research trends by subject area.

The dominance of Computer Sciences in terms of the number of publications indicates the substantial influence of AR and CT on the field of information technology. Mathematics and Engineering also exhibit significant contributions, reflecting the successful application of this technology in these fields. Certain areas, such as Chemical Engineering and Arts and Humanities, exhibit limited contributions, suggesting that the acceptance or adoption of AR and CT may not be widespread in those domains.

Figure 6 shows that the keywords "augmented reality" and "computational thinking" highlight the central theme of this research. The largest circle emphasizes that both these concepts are pivotal to the research article. This underscores that the central topic of discussion revolves around the application of AR within the realm of CT. The inclusion of the keyword "student" specifically underscores a focus on students' learning experiences and their responses to the integration of AR to enhance CT skills. This indicates that the research doesn't solely concentrate on technical aspects but also delves into its impact on student

learning. The incorporation of these primary keywords in the largest circle underscores a distinct and unified emphasis on AR and CT. The presence of the keyword "student" signifies a comprehensive approach, taking into account various facets of students' learning experiences. This mirrors the research's recognition of technology's influence on student understanding and responses, encompassing not only technical dimensions but also educational and learning perspectives.

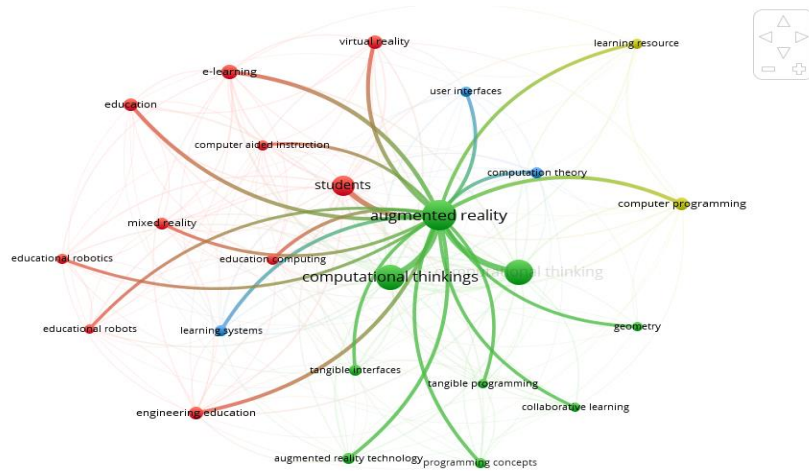


Figure 6. AR and CT research trends by VOSviewer.

2.4. The Relation Between Augmented Reality, Geometry and Science

Utilizing AR in geometry education can assist students in visualizing abstract concepts and gaining a deeper understanding. AR allows students to grasp geometric concepts, such as changes in object shapes, from diverse perspectives, enhancing their understanding of spatial concepts and spatial perception. AR can visualize geometry concepts, including points, lines, planes, and their relationships, aiding students in comprehending the structure and connections between geometric concepts. AR implemented on Android devices can serve as a three-dimensional learning tool for mathematics, enabling students to observe and understand geometric objects in three dimensions (Zhang et al., 2014). The integration of AR into learning media development, merging the real and virtual worlds, helps students grasp geometry concepts more visually and interactively. Consequently, AR enhances students' visual and interactive comprehension of geometry, fostering increased interest and engagement in learning (Peng & Ou, 2014; González, 2015; Gargish, Mantri & Kaur 2020).

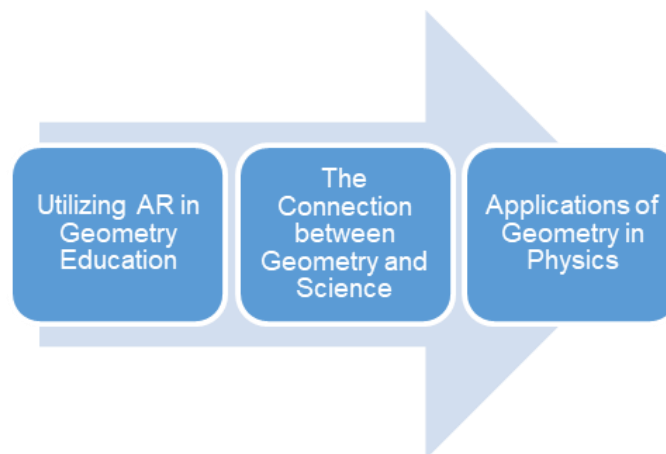


Figure 7. Relation between AR, geometry, and science.

The close connection between geometry and science is evident, with geometry being a branch of mathematics studying relationships within space, allowing an understanding of space through its fundamental characteristics. Modern geometry has strong links to physics, such as the relationship between pseudo-Riemannian geometry and physics. Geometry finds applications in various scientific fields, including mechanics, astronomy, crystallography, geodesy, aerodynamics, and navigation. In education, geometry serves as a tool to visualize scientific concepts like molecular structures and planets, and it is employed in developing science teaching materials using simple geometric media for middle school students. Thus, geometry and science are closely intertwined, with geometry acting as a tool to visualize scientific concepts and being utilized across diverse scientific fields (Liou *et al.*, 2016; Yeh & Liao, 2014).

Geometry's application in physics, especially in mathematical physics, is multifaceted. Geometry aids in solving problems related to area, length, and volume measurement, crucial for depicting and understanding the behavior of physical systems. It is employed to measure physical bodies and discern the dominating properties when representing surrounding objects. Hyperbolic geometry, utilizing Euclidean geometry's theorems and axioms but substituting Euclidean parallelism postulates with hyperbolic parallelism postulates, finds applications in theoretical physics, notably in general relativity. Differential geometry applies calculus and linear algebra methods to analyze physics-related issues, such as the behavior of physical systems, econometrics, and bioinformatics. Algebraic geometry involves constructing mathematical objects and examining their relationships with known structures, with applications in physics, particularly in understanding the behavior of physical systems involving changes in shape and structure. Thus, geometry is an essential tool in physics for comprehending and predicting the behavior of physical systems and developing theories and methods in theoretical physics (Loizeau *et al.*, 2011).

2.5. Benefits of Geometry in Science

The utilization of geometric techniques can be employed for reducing dimensionality with shape supervision when analyzing physical features through geometric moments. Geometry facilitates the extraction of visual information associated with the shape and structure of objects (Kumar & Taber, 2020; Thiagarajan & Shapiro, 2018). In the scientific realm, this may involve recognizing and scrutinizing geometric patterns linked to physical phenomena. Dimensionality reduction serves as a method to simplify data while retaining crucial information. In this context, the incorporation of geometry aids in condensing the dimensions of intricate physical data into a more straightforward and easily understandable representation. Geometry allows for the identification of pertinent physical features within a system or object. The analysis of physical features might encompass the measurement and modeling of geometric properties that reflect specific physical characteristics. Geometric moments can offer profound insights into the distribution of mass or other physical properties within an object. This comprehension can serve as a foundation for subsequent analyses related to dynamics, kinematics, or other physical properties. Through the lens of geometry, a visual understanding of intricate physical phenomena can be amplified. Visualizing geometric shapes, distributions, and interactions supports scientists and researchers in envisioning and detailing complex physical processes (Jin, Xie & Xiao, 2019; Atrevi *et al.*, 2017). **Figure 8** show the benefits of geometry in science.

The application of geometry in dimensionality reduction can bolster the efficient optimization and modeling of physical data. This aids in crafting simpler yet still information-rich mathematical models for scientific analysis. Geometry emerges as an essential tool for

delineating, analyzing, and comprehending the shapes and physical features involving distributions in a given space (Taber et al., 2018; Khan et al., 2022; Khan et al., 2022).

Geometry aids in comprehending the concepts of kinetics and dynamics. Applying geometry concerning the motion and positioning of objects facilitates the construction of detailed models depicting how these objects interact and move within space. The application of geometry aids in visualizing physics concepts, assisting in planning and analyzing the outcomes of physics experiments, thereby bringing a systematic approach to data collection and interpretation (Marshall, 2013).

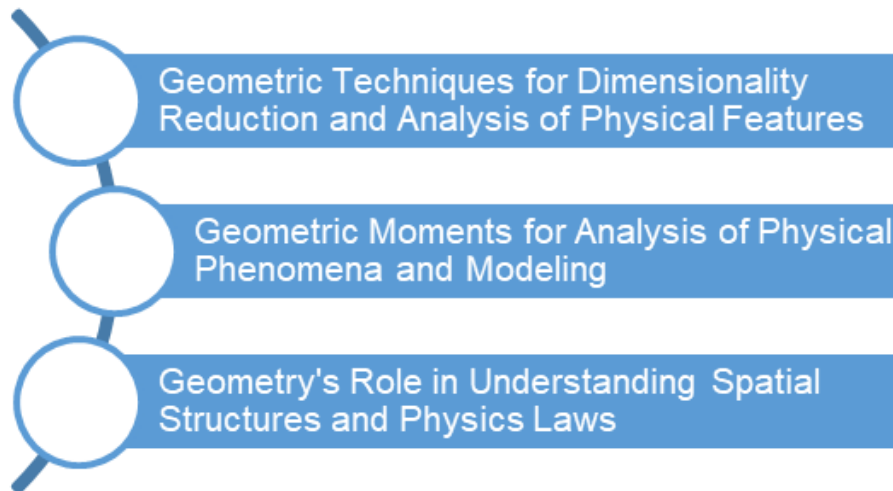


Figure 8. Benefits of geometry in science.

3. METHODS

3.1. Research Design

The study utilized a quasi-experimental methodology to examine the effectiveness of implementing learning using AR media compared to traditional teaching methods using PowerPoint media in enhancing students' CT abilities in the context of learning triangles and quadrilaterals. The study aimed to determine the success rate of applying AR media in enhancing CT skills. The research flow in **Figure 9** describes the initial steps before researching until conclusions are obtained.

Figure 9 shows that the research process comprises the subsequent stages: Problem Identification, Problem Formulation, and Literature Review: In the initial stage, researchers pinpoint and articulate the research issue. They craft research inquiries and explicit hypotheses, followed by an exhaustive review of literature pertinent to the research domain. Preparation of Research Instruments and Validation: This phase involves devising research tools. These tools then undergo a validation process to guarantee their dependability and validity in gauging the intended variables. Sample Selection: Researchers opt for a representative sample for the study. The selection procedure may encompass particular criteria to ensure that the chosen sample is apt for addressing the research questions.

Research Implementation: This stage involves executing the prepared research plan. The formulated methodology and protocols are put into action, and experiments or interventions are carried out based on the designs of the experimental and control groups. Pretest-Posttest conducted on experimental and control classes with participants in both groups undergoing pretests to set up a baseline. Following the intervention or experiment, posttests are administered to gauge the alterations or effects stemming from the applied treatment or intervention.

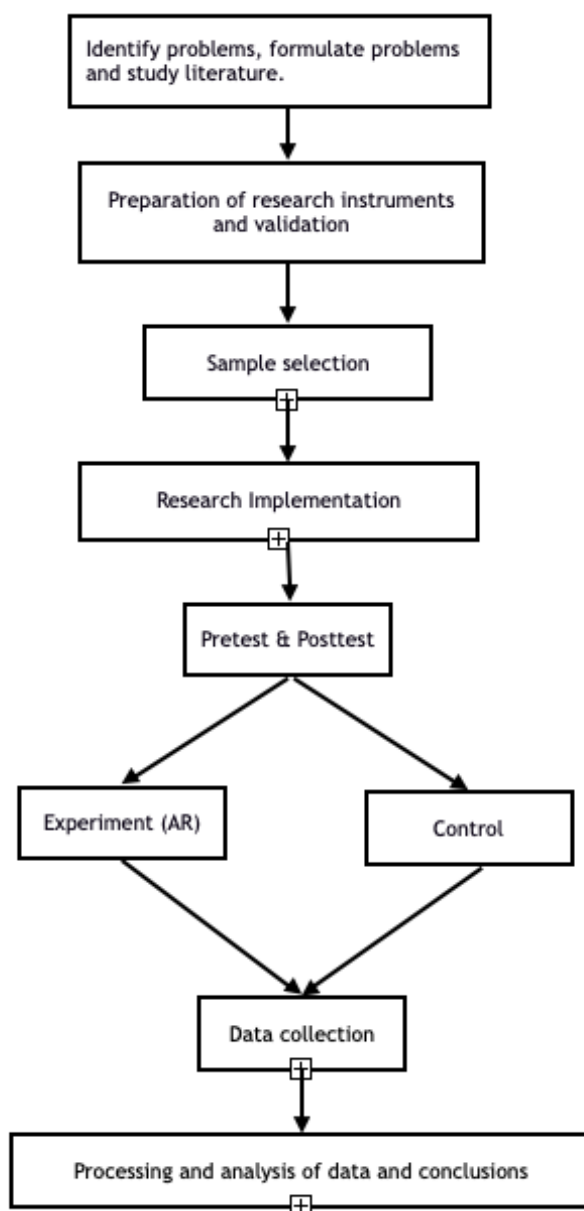


Figure 9. Research procedure.

Data Collection: Throughout and after the execution of the research, data is systematically collected. This may encompass diverse methods such as documentation, experiments, and interviews. Data Processing and Analysis, and Conclusions: The collected data undergoes processing and analysis using parametric statistical methods. The outcomes are elucidated, and conclusions are drawn based on the findings. This phase also encompasses a discourse on the ramifications of the results, the constraints of the study, and suggestions for future research. In summary, these stages furnish a methodical and systematic approach to executing research, ensuring lucidity in defining the problem, methodological precision, and the generation of meaningful conclusions.

3.2. Data collection and Participants

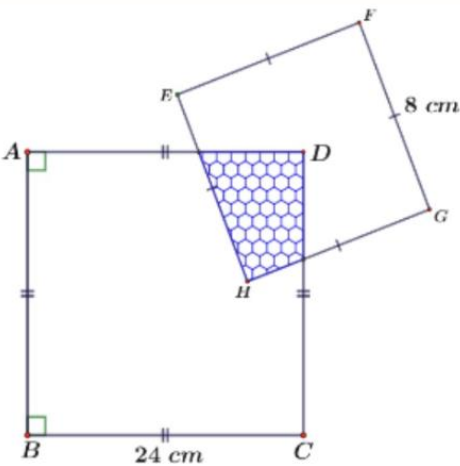
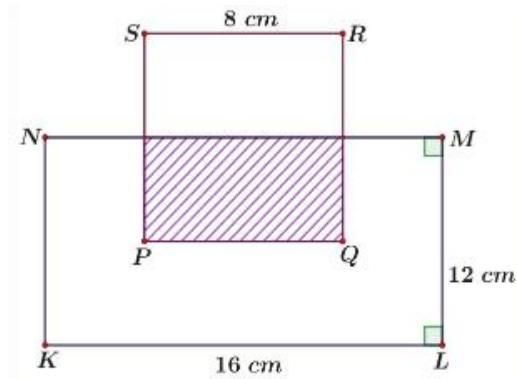
The research involved a total of 160 seventh-grade students randomly selected from four junior high schools in the Marpoyan Damai sub-district during the academic year 2022-2023. The students were split into two groups: one received AR-based learning, while the other

received conventional Power Point-based instruction. The selection of students and schools was done randomly to ensure a representative sample. Before the treatment, All students participated in a pre-test to evaluate their first CT skills. This enabled us to set a standard for comparison. After the treatment, both groups took a post-test to assess their final cognitive performance following the therapies.

The subjects in the study were 12-13 years old, taught by the same teachers, and provided with the same learning materials and practice questions. They had equal learning opportunities from the teacher. The experimental group received instruction using AR media, while the comparison group used PowerPoint media. Both interventions aimed to enhance students' CT skills. The study consisted of six sessions, with each session lasting 2 x 45 minutes, including the pretest and posttest. The CT ability test was utilized instrument for data collection. The test was validated by experts and lecturers to ensure its validity and reliability in measuring CT skills. The validation process involved reviewing the test items for relevance, clarity, and alignment with the intended learning outcomes. **Table 3** shows questions/problems included in the instrument used to measure students' CT abilities.

Overall, the study used a quasi-experimental design with pre-test and post-test measurements. The devices utilized were the CT ability test, which was validated by specialists, to evaluate pupils' talents. The research process included carrying out interventions throughout six sessions and assessing the data using t-test values to assess the impact of AR media on improving CT skills. Comprehensive instructions for utilizing the t-test are provided at another location (Afifah et al., 2022; Fiandini et al., 2024).

Table 3. Description of the problems.

No.	Problems
1	 <p data-bbox="847 1189 1374 1285">Question: ABCD and EFGH are squares. Point D is the center of the EFGH square. The area of the shaded region is...</p>
2	 <p data-bbox="892 1619 1374 1749">Take a look at the rectangles KLMN and PQRS. If the area of the shaded region is 40 cm², determine the area of the unshaded area.</p>

3.3. Data Analysis

Data processing was performed using the post-test scores and t-test results. The researchers examined the data to assess the influence of the AR intervention on students' CT skills, in comparison to traditional PowerPoint-based teaching. A t-test was utilized to evaluate the statistical significance of the disparities in the post-test results between the two groups.

4. RESULTS AND DISCUSSION

This study intends to determine the efficacy of utilizing AR media to improve the CT skills of seventh-grade students, especially on flat shapes (triangles and quadrilaterals). Before this research was carried out, we gave pre-test questions to 160 students to find out their initial abilities concerning triangles and quadrilaterals (see **Table 3**).

Table 3 describes the statistical parameters of two student groups, the experimental and the control groups before any interventions or treatments are applied. There were 80 pupils in each group. The average pretest score for the experimental group was 21.67, while for the control group it was 20.26. The average pretest scores reflect the students' baseline level of understanding before receiving any treatment. Standard deviation measures the dispersion of data points from the mean. The experimental group had a standard deviation of 6.45, whereas the control group had a standard deviation of 6.04. Increased standard deviation indicates more variability in the data. Both the experimental and control groups reached a maximum score of 35.

The information provides an initial insight into the students' characteristics before the research began, forming a basis for assessing the changes or impacts caused by a therapy or intervention during the study. **Table 3** Indicates that there was no significant difference between the students who used AR media for studying (experimental group) and those who used conventional methods (control group). The minimum score in the experimental group was 15, surpassing the score in the control class of 10. Statistical tests were conducted to verify that both groups originated from regularly distributed populations, assessing normality, homogeneity, and t-test outcomes.

Table 3. Pre-test data.

Descriptive Statistics	Control	Experiment (AR)
N	80	80
Means	20.26	21.67
Sd	6.04	6.45
Max	35	35
Min	10	15

Table 4 shows the results of normality and homogeneity tests for two groups: the experimental class and the control class. The experimental class's normality test shows a significance value of 0.25, whereas the control class's normality test shows a significance value of 0.28. The findings indicate that the data distribution in both groups is not remarkable and does not deviate significantly from a normal distribution. In other words, the data in both groups can be seen as originating from a population that follows a normal distribution. The homogeneity test between the experimental and control classes has a significance value of 0.33. A significance value of 0.33 suggests that the difference in variances between the experimental and control classes is not statistically significant. Put simply, it can be assumed that the variations in both groups are similar or homogeneous.

Table 4 The significance values of the two groups were greater than 5%, suggesting that the populations from which the groups were sampled had a normal distribution. A homogeneity test was performed, and the significance level exceeded 5%. This suggests that the two groups were similar. The average similarity between the two groups was assessed. The t-test yielded a significance value of 0.23, which is greater than 5%, suggesting that there was no significant difference in the averages of the two groups. This corroborates the previously mentioned descriptive data, indicating that there was no notable disparity in the early capabilities of the two groups. The researcher assessed the impact of using AR media on improving students' CT skills by conducting a final test following four consecutive sessions on triangles and quadrilaterals.

Table 4. Pre-test normality, homogeneity, and t-test results.

	Kolmogorov-Smirnov Test		Levene Test	T-test	Criteria
	Control	Experiment (AR)			
N	80	80	160	160	H_0 accepted
Sig.	0.28	0.25	0.33	0.23	

Table 5 depicts the results of the posttest given to two separate groups: the experimental group and the control group. The mean score of the experimental group is 81.67, while the control group has an average score of 60.26. The standard deviation of posttest scores is 5.94 in the experimental group and 5.24 in the control group. The experimental group achieved a maximum score of 100, whereas the control group's best score was 70. In contrast, the experimental group's lowest score is 62, and the control group's lowest score is 15. The posttest results show that the experimental group had a higher average score, a smaller standard deviation, and a wider range of values compared to the control group. This suggests that the intervention or treatment given to the experimental group positively impacted their posttest results more than the control group. **Table 5** shows that the experimental group exhibited considerably enhanced CT abilities compared to the control group post-therapy, despite both groups having identical abilities at the beginning. The highest score in the experimental group was significantly higher than that of the control group, while the lowest score in the experimental group was only slightly lower than the highest score in the control group. Assumption and average difference tests were conducted to ensure the effectiveness of incorporating AR media in learning.

Table 5. Post-test data.

Descriptive Statistics	Control	Experiment (AR)
N	80	80
Means	60.26	81.67
Sd	5.24	5.94
Max	70	100
Min	15	62

Table 6 reports the results of normality and homogeneity tests for the experimental group and the control group. The normality test indicates a significant result of 0.27 for the experimental group and 0.17 for the control group. The findings indicate that the data distribution in both classes is not significant or does not significantly vary from a normal distribution. Put simply, the data in both classes can be considered to come from a population that follows a normal distribution. The homogeneity test between the experimental and control classes indicates a statistically significant difference with a reported value of 0.42. A

significance value of 0.42 indicates that the difference in variances between the experimental group and the control group is not statistically significant. Therefore, it can be deduced that the differences in variances across both classes are very similar or homogeneous. **Table 6** the significant values of the two groups were larger than 5%, suggesting that the two groups originated from populations with a normal distribution. A homogeneity test was run, and the significance value was more than 5%, suggesting that the two groups were homogeneous. The average similarity of the two groups was then calculated. The data demonstrates that the significance value of the t-test was less than 5%, suggesting a significant difference in the means of the two groups. The use of AR media effectively improved the seventh graders' CT skills, particularly in the areas of triangles and quadrilaterals.

Table 7 displays samples of students' responses to the CT abilities test. The findings from responses and interviews highlight the importance of recognizing the interrelatedness between grasping geometric concepts, CT, and mental representations when solving mathematical problems. Within mathematical ideas, students demonstrate their understanding of CT by grasping the mathematical connection among the shaded area, square, and rectangle. The initial mistake was promptly corrected with precision, demonstrating pupils' adeptness in applying algebra to solve mathematical difficulties.

Table 6. Post-test normality, homogeneity, and t-test results.

	Kolmogorov-Smirnov Test		Levene Test	T-test	Criteria
	Control	Experiment (AR)			
N	80	80	160	160	H ₀ rejected
Sig.	0.17	0.27	0.42	0.00	

Table 7. Students' answers to the CT abilities test.

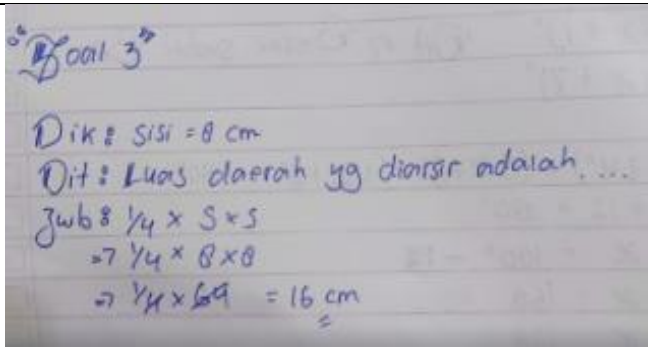
No.	Students' Answers
1.	 <p>Translate: The area of the shaded region is 16 cm</p> <p>Data Interview</p> <p>Below are the outcomes of interviews conducted by researchers (R) with students (S) regarding student test responses:</p> <p>R: What information can you find out from the questions above?</p> <p>S: Based on the above problem, it is known that the length of the side of the square EFGH is 8 cm and the length of the side of the square ABCD is 24 cm. Then you are asked to determine the area of the shaded region.</p> <p>R: How do you determine the area of the shaded region?</p> <p>S: I first determined the area of square EFGH as 64 cm², and then divided it by 4. The area of the darkened zone is 16 cm².</p> <p>R: Why do you have to divide the area of the EFGH square by 4?</p> <p>S: I'm trying to imagine that if the EFGH square is rotated a bit then the points of the shaded area will be exactly 1/4 of the area of the EFGH square.</p> <p>R: Very good.</p>

Table 7 (Continue). Students' answers to the CT abilities test.

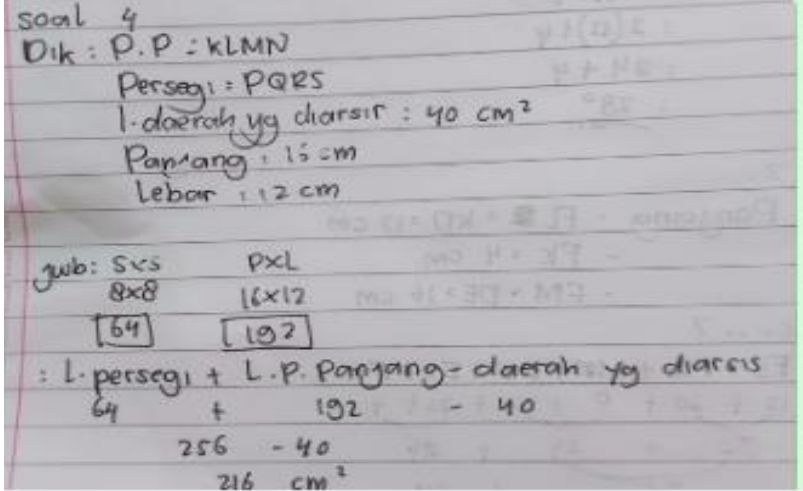
No.	Students' Answers
	<p>Description</p> <p>The responses and interviews with students reveal a strong understanding of geometric problems and CT. In the initial response, the student adeptly identified key information from the problem, specifically the side length of square EFGH being 8 cm and the side length of square ABCD being 24 cm. The objective was to calculate the area of the shaded zone. The student's method of determining the area of the shaded zone showcases a strong understanding of geometric fundamentals. By initially calculating the area of square EFGH (64 cm^2) and then dividing it by 4, the student successfully arrived at the area of the shaded region as 16 cm^2. When asked about the rationale for dividing the area of square EFGH by 4, the student provided a clear explanation. Visualizing the potential rotation of square EFGH, the student correctly deduced that the points of the shaded area would precisely cover $1/4$ of the total area of square EFGH. The student's explanation reflects well-integrated CT, where the student endeavors to visualize and model the solution visually. The concept of rotating square EFGH to comprehend the area of the shaded region exemplifies CT, as the student utilizes mental representations to simplify geometric problems. Commendation from the researcher indicates recognition for the student's thoughtful and accurate solution, reinforcing the understanding of concepts and their application in the realm of computational geometry.</p>
2.	<p>Students' Answer:</p>  <p>Translate: The area of the unshaded region is 216 cm</p> <p>Data interview:</p> <p>The following are the results of interviews between researchers (R) and students (S) regarding student test answers:</p> <p>R: What information can you find out from the questions above?</p> <p>S: The square PQRS has a side length of 8 cm, while the rectangle KLMN has a side length of 16 cm and a width of 12 cm. Next, they are required to calculate the area of the zone that is not shaded.</p> <p>R: How can the area of the unshaded zone be calculated?</p> <p>S: I first determined the area of square PQRS as 64 cm^2, and then computed the area of rectangle KLMN as 192 cm^2. The overall area is calculated as $192 + 64$, which is 256. Subtracting 40 from 256 gives a final area of 216 cm^2.</p> <p>Are you confident in the accuracy of your response?</p> <p>S: I am confident that my answer is accurate.</p> <p>R: Is the shaded area a subset of the square's area, the rectangle's area, or both?</p> <p>S: The area of the shaded region is both the area of the square and the area of the rectangle</p> <p>R: Then are you sure your answer is correct?</p> <p>S: I think I was wrong, I should have subtracted $256 - 40 - 40 = 176$, so the area of the unshaded region is 176 cm^2</p> <p>R: Very good.</p>

Table 7 (Continue). Students' answers to the CT abilities test.

No.	Students' Answers
	<p>Description:</p> <p>The outcomes of responses and interviews elucidate the cognitive steps taken by students in solving mathematical problems by leveraging mathematical concepts and CT. Initially, students adeptly identified key information from the problem, such as the side length of square PQRS being 8 cm and the length and width of rectangle KLMN being 16 cm and 12 cm, respectively. They were assigned the duty of calculating the area of the zone that was not shaded. Subsequently, the students accurately calculated the area of square PQRS and rectangle KLMN. However, in the subsequent step, students made an error in subtracting the total area. This reflects the students' comprehension of mathematical concepts, specifically the use of algebra to resolve mathematical problems. When questioned about the certainty of their answer, students were initially confident, but upon further inquiry regarding the relationship between the shaded area, square, and rectangle, students acknowledged their mistake. This indicates students' ability to reflect and reassess their answers, highlighting facets of CT where students employ evaluative skills to gauge the accuracy of their solutions. The researcher's questions on the relationship between the darkened area and the square and rectangle helped pupils strengthen their comprehension. Consequently, students accurately rectified their answers by performing the appropriate subtraction.</p>

The AR media utilized in this study includes several menus, namely, a) the Introductory menu, b) the Competency menu, c) the Material menu, d) the Evaluation menu, and e) the Profile menu. The media design, along with a manual on how to operate it, was available for the students' access in the form of a file. The content on the material menu was to be delivered in four meetings. In each meeting, the students were given example questions in the order from the easiest to the most difficult. Following the example questions, the students were also given practice and evaluation questions in the same order. This was done to form students' CT patterns so that they became accustomed to solving problems from simpler to more complex problems.

The AR media displayed, first, the packaging of the material and, later, example questions, practice questions, and evaluation questions to the teacher who operated the media to achieve the CT indicators expressed by Harimurti et al. (2019): (1) decomposition was successful for almost half of the students in the experimental group, enabling them to analyze a problem by breaking it down into smaller components to solve it; (2) the students developed the ability to identify parallels, distinctions, and regularities in the patterns given, through pattern recognition; (3) abstraction allowed students to recognize the fundamental principles behind these patterns, trends, and regularities.; and (4) algorithm, in which students created detailed issue-solving instructions for others to utilize in addressing the same problem. Ultimately, utilizing AR media to improve the critical thinking skills of middle school pupils was successful. **Figure 10** shows some screenshots of the display of the AR media used in this study.

Figure 10a demonstrates how the AR application exhibits sample problems related to triangle materials. These problems are classified as high difficulty, suggesting a more intricate or advanced level, possibly aimed at addressing deeper learning challenges. **Figure 10b** illustrates how the AR application supports practice exercises on quadrilateral materials. Problems categorized as low difficulty imply that these exercises are designed with a simpler or fundamental level, suitable for basic concept understanding. **Figure 10c** showcases a second sample problem on triangle materials within the AR application. The problems in this image are designated as high difficulty, signifying a greater level of complexity compared to the sample problem in image 10a. In summary, these images convey information about the

range of difficulty levels in problems accessible through the AR application, enabling users to access sample problems with diverse difficulty levels based on their preferences and individual understanding levels.



Figure 10. Display of the AR media.

The results of this study support previous studies (Dinayusadewi & Agustika, 2020; Liu, Sohn & Park, 2018; Liu, Huang & Sung, 2021; Silva et al., 2018; Syafril et al., 2021). AR technology can be utilized in educational settings, offering numerous advantages. This study found that incorporating AR media into instruction can improve the CT skills of seventh-grade junior high school pupils. Learning systems that utilize AR have a beneficial effect on the development of students' cognitive processes (Chang & Hwang, 2018).

However, several points in this research are worth consideration. First, on several devices used by the students, the pictures on the AR media moved on their own without the students pressing the play button. Second, some students perceived the color combination used in the media as unattractive. Despite these two drawbacks, the students in general opined that the AR media was interesting and that it brought novelty to mathematics learning at their schools, helped them recall the formulas for flat shapes and work on the example, practice, and even evaluation questions, except for a few difficult questions for which they still needed help from the teacher and discussed with their peers. Other studies corroborate these findings. Students are very enthusiastic about learning using AR (Volioti et al., 2023). Overall, the students were interested in the AR media and thought that it was helpful for them in learning mathematics on triangles and quadrilaterals and enhancing their CT skills.

During the research process, specific and important findings were presented regarding the effectiveness of implementing AR media in enhancing the CT skills of seventh graders, specifically concerning triangles and quadrilaterals. The t-test analysis revealed that the significance value was less than 5%. This shows a statistically significant difference in the means of two groups: the group that got CT instruction with AR and the control group. The statistical significance confirms the integration of AR material significantly improved CT skills. These results are consistent with other research (Angraini *et al.*, 2023; Huang *et al.*, 2023; Hanid *et al.*, 2022). The use of AR can improve CT skills. The research demonstrated that the utilization of AR media resulted in a notable improvement in the critical thinking abilities of seventh graders. Students who were exposed to the AR instructional approach displayed enhanced abilities in analyzing, problem-solving, and applying CT strategies specifically related to triangles and quadrilaterals.

The findings indicated that AR media helped students develop a deeper understanding of geometric concepts, particularly those related to triangles and quadrilaterals. AR's interactive features enabled students to see and control virtual items, leading to a more comprehensive grasp of geometric properties and relationships. The integration of AR in CT instruction fostered increased student engagement and motivation. This follows previous research results (Cetintav & Yilmaz, 2023; Smith *et al.*, 2023). Technology such as AR plays a role for students in the construction and reflection of knowledge. The immersive and interactive nature of AR experiences captured students' interest and encouraged active participation in the learning process. This heightened engagement positively influenced their CT skills development.

The research revealed that AR provided students with opportunities to apply CT skills in real-world contexts related to triangles and quadrilaterals. This follows other research (Toquero, 2021). Students' experiences using interesting AR are very important in terms of exploring a concept and utilizing representations in real-life contexts. This experience trains students' CT skills. Students were able to explore and solve authentic problems using AR simulations, bridging the disparity between theoretical conceptions and practical implementations. The results showed that the execution of AR media positively influenced students' attitudes toward learning CT and geometry. The use of innovative technology created a positive and enjoyable learning environment, resulting in increased motivation and enthusiasm for the subject matter (Asril *et al.*, 2023).

The findings emphasize the efficacy of AR media in improving seventh graders' CT skills, namely in the realm of triangles and quadrilaterals. Triangles and quadrilaterals are abstract objects in geometry. Geometry plays a role in understanding spatial structures and physical entities. Employing geometry helps in mathematically describing and elucidating the motion of physical objects, enabling improved modeling and analysis of physical phenomena. Geometry is instrumental in formulating the laws of physics, particularly those about motion. Galileo utilized geometric principles to formulate the laws governing the motion of falling bodies and projectile motion. This contributes to detailing and predicting the behavior of objects in space (Marshall, 2013).

The utilization of AR technology has significant potential to enhance science education by integrating visual and interactive elements into the learning process (Lytridis, Tsinakos, & Kazanidis, 2018). AR empowers students to visualize intricate scientific concepts that might be challenging to comprehend in an abstract form. By presenting three-dimensional models, simulations, or interactive graphics within the real-world environment, students can perceive and grasp these concepts more tangibly. AR allows students to directly interact with virtual aspects in the actual world, such as manipulating molecular models, seeing natural events,

and conducting virtual experiments. This enhances active involvement and promotes a deeper understanding of subjects. AR allows students to examine items or phenomena in three-dimensional space, enhancing their comprehension of the structure and connections between objects in a scientific setting. Students can investigate the solar system, ecosystems, or human anatomy.

AR can deliver realistic simulations of scientific experiments or natural processes. Students can observe the consequences of their actions in the virtual environment without the associated physical risks or costs of real-world experiments. Certain AR applications facilitate collaboration among students in a virtual learning environment, enabling group discussions and exploration, thereby supporting social learning and group engagement. AR aids students in understanding how scientists work by presenting real-life simulations of scientific activities, offering insights into the research process and scientific methods. The integration of AR technology can enhance motivation and engagement in science learning. Innovative and captivating learning experiences can stimulate students' interest in science. AR allows students worldwide to access the same educational resources irrespective of geographical location, thereby improving the accessibility of science education (Uriel et al., 2020).

The application of AR in science education can create dynamic, immersive, and motivating learning experiences, assisting students in constructing a more robust understanding of scientific concepts (Sung, Ma, Choi & Hong, 2019; Chen et al., 2019). AR empowers students to observe and manipulate three-dimensional physical objects such as molecules, atomic structures, or item forms. This representation helps students understand intricate physics issues that may be difficult to grasp using conventional visuals or models. AR enables students to conduct physics experiments in a virtual environment without the need for physical equipment. They can observe the effects of various experimental parameters and directly comprehend physics principles (Nincarean Eh Phon et al., 2019; Stolzenberger, Wolf & Trefzger, 2021).

AR can simulate motion concepts, including Newton's laws of motion or principles of projectile motion (Ferdimana et al., 2023; Lytridis, Tsinakos & Kazanidis, 2018). Students can gain a deeper understanding of the behavior of moving objects, by interacting with three-dimensional models of physics concepts like planets in the solar system, magnetic fields, or electrical circuits. This fosters a more profound understanding of the structure and relationships between objects in physics. AR enhances learning by incorporating physics components into the physical environment, allowing students to directly sense physics concepts through comprehensive visual and audio experiences. Abstract physics concepts, such as those in relativity theory or quantum mechanics, can be simplified through visual and interactive representations in AR, enabling students to explore these concepts more concretely. By incorporating AR technology into physics science education, teachers can craft more enjoyable, effective, and profound learning experiences for complex physics concepts (Huang et al., 2021; Nadeem et al., 2020).

The research demonstrates that the integration of AR led to statistically significant enhancements, increased engagement, a deeper understanding of geometric concepts, real-world application of skills, and positive attitudes toward learning. This study gave new information for strategy during the educational process (Al Husaeni et al., 2021; Fauziah et al., 2021; Suherman et al., 2023). Specifically, it has been reported previously in mathematics (Ajenikoko, and Ogunwuyi, 2022; Akinoso, 2023; Radiamoda, 2024; Husnah et al., 2021; Lathifah and Maryanti, 2021; Putri et al., 2022; Marasabessy, 2021; Dallyono et al., 2020; Hashim et al., 2021; Maryati et al., 2021; Ogunjimi and Gbadeyanka, 2023; Obafemi et al., 2023; Mitrayana, and Nurlaelah, 2023; Camenda et al., 2021; Omolafe, 2021; Serra et al.,

2021; Wijaya *et al.*, 2022; Mirzabek, 2023; Awofala, 2023; Awofala *et al.*, 2023; Obafemi *et al.*, 2023; Awofala *et al.*, 2024; Obafemi, 2024; Maryanti, 2021; Jose, 2022; Dermawan *et al.*, 2022; Lagcao *et al.*, 2023; Awofala and Olaniyi, 2023; Obafemi *et al.*, 2024; Awofala and Agbolade, 2024; Padmore and Ali, 2024; Lasisi *et al.*, 2024).

4. CONCLUSION

Some aspects of the AR media application still require improvement, as discussed above. Ensure that the photos are static and increase the color combination for a more beautiful display. Since the two groups had similar abilities in the pre-test but showed significant differences in the posttest, it can be inferred that the use of AR media in learning effectively improved students' CT skills. The study revealed that the majority of subjects were female, with 60 female students in the experimental group and fewer male students in the selected classes. Therefore, future research is suggested to have more balanced samples, given that, based on previous research, male students tend to be far more interested in operating learning media than female students.

Several recommendations, suggestions, and limitations can be identified concerning the research on enhancing students' CT skills through AR media. These are as follows:

- (i) Recommendations: (a) Image Stability: It is recommended to enhance the stability of images in AR media applications. Ensuring that the images do not move on their own can enhance the overall user experience and prevent any distractions or disruptions during the learning process. (b) Attractive Color Combination: Consider enhancing the attractiveness of the color combination used for display in AR media. A visually appealing interface can further engage students and enhance their motivation and interest in using AR for learning.
- (ii) Suggestions: Balanced Gender Representation: Since the subjects in the study were predominantly female, it is suggested to have more balanced samples in future research. This will enhance the study of how AR affects CT skills in various genders. Previous research suggests that male students may have a higher interest in operating learning media, and including a more balanced representation can provide insights into any potential gender differences in learning outcomes.
- (iii) Limitations: (a) Sample Size and Generalizability: The research acknowledged the limitation of a predominantly female sample in the study. This could impact the applicability of the results to a wider demographic. Future research should be conducted using larger and more diverse samples to enhance the study's external validity. The research specifically concentrated on improving CT skills relating to triangles and quadrilaterals. Although this approach facilitated a targeted inquiry, it constrains the applicability of the results to different domains within CT or mathematical principles. Future studies could investigate how AR can improve a wider variety of critical thinking skills. b. Duration of the Study: The research did not specify the length of the intervention and the follow-up period. Examining the study's chronology can aid in assessing the durability and lasting influence of AR on Critical Thinking skills.

It is advisable to improve visual stability and color coordination in AR media applications. Future study should strive for gender parity and greater sample numbers to enhance the generalizability of the results. Furthermore, examining a wider array of critical thinking abilities and taking into account the length and post-study period can offer a more thorough insight into the efficacy of AR in improving critical thinking skills.

5. AUTHORS' NOTE

The authors assert that there are no conflicts of interest related to the publishing of this work. The authors verified that the paper was plagiarism-free.

6. REFERENCES

- Acevedo-Borrega, J., Valverde-Berrocoso, ., and Garrido-Arroyo, . d. C. (2022). Computational thinking and educational technology: A scoping review of the literature. *Education Sciences*, 12, 39.
- Adijaya, M. A., Armawan, I. K., and Kristiantari, M. G. R. (2023). Mobile-assisted language learning (MALL) innovation for vocational education. *International Journal of Language Education*, 7(3), 469-480.
- Afifah, S., Mudzakir, A., and Nandiyanto, A.B.D. (2022). How to calculate paired sample t-test using SPSS software: From step-by-step processing for users to the practical examples in the analysis of the effect of application anti-fire bamboo teaching materials on student learning outcomes. *Indonesian Journal of Teaching in Science*, 2(1), 81-92.
- Ahmad, N. I. N., and Junaini, S. N. (2020). Augmented reality for learning mathematics: A systematic literature review. *International Journal of Emerging Technologies in Learning (IJET)*, 15(16), 106.
- Ajenikoko, G. A., and Ogunwuyi, O. J. (2022). A mathematical model for estimating the end-of-life of power transformers: From literature review to development analysis. *ASEAN Journal of Science and Engineering*, 2(3), 285-294.
- Al Husaeni, D. F., Al Husaeni, D. N., Ragadhita, R., Bilad, M. R., Al-Obaidi, A. S. M., Abduh, A., and Nandiyanto, A. B. D. (2022). How language and technology can improve student learning quality in engineering? Definition, factors for enhancing students comprehension, and computational bibliometric analysis. *International Journal of Language Education*, 6(4), 445-476.
- Al Husaeni, D. F., and Nandiyanto, A. B. D. (2022). Bibliometric using VOSviewer with publish or perish (using google scholar data): From step-by-step processing for users to the practical examples in the analysis of digital learning articles in pre and post covid-19 pandemic. *ASEAN Journal of Science and Engineering*, 2(1), 19-46.
- Albar, C. N., Widiensyah, M. G., Mubarak, S., Aziz, M. A., and Maulana, H. (2021). Application of augmented reality technology with the fuzzy logic method as an online physical education lecture method in the new normal era. *Indonesian Journal of Multidisciplinary Research*, 1(1), 35-40.
- Almenara, J. C., and Osuna, J. B. (2016). The educational possibilities of augmented reality. *Journal of New Approaches in Educational Research*, 5(1), 44–50.
- Almenara, J. C., and Vila, R. R. (2019). The motivation of technological scenarios in Augmented Reality (AR): Results of different experiments. *Applied Sciences (Switzerland)*, 9(14), 1–16.

- Amantini, S., Montilha, A. A. P., and Antonelli, B. C. (2020). Using augmented reality to motivate oral hygiene practice in children: protocol for the development of a serious game. *JMIR Research Protocols*, 9, e10987.
- Anderson, N. D. (2016). A call for computational thinking in undergraduate psychology. *Psychology Learning and Teaching*, 15(3), 226–234.
- Angeli, C., Voogt, J., Fluck, A., Webb, M., Cox, M., Malyn-Smith, J., and Zagami, J. (2016). A K-6 computational thinking curriculum framework: Implications for teacher knowledge. *Educational Technology and Society*, 19(3), 47–57.
- Angraini, L. M., Yolanda, F., and Muhammad, I. (2023). Augmented Reality: The Improvement of Computational Thinking Based on Students' Initial Mathematical Ability. *International Journal of Instruction*, 16(3), 1033–1054.
- Araujo, C., Lima, L. V. O., and Henriques, P. R. (2019). An ontology based approach to teach computational thinking. *2019 International Symposium on Computers in Education (SIIE)*, 1–6.
- Asril, Z., Syafril, S., Engkizar, and Arifin, Z. (2023). Advancing educational practices: Implementation and impact of virtual reality in islamic religious education. *Jurnal Pendidikan Islam*, 9(2), 199–210.
- Atrevi, D. F., Vivet, D., Duculty, F., and Emile, B. (2017). A very simple framework for 3D human poses estimation using a single 2D image: Comparison of geometric moments descriptors. *Pattern Recognition*, 71, 389–401.
- Awofala, A. O. A. (2023). Examining sources of mathematics self- efficacy beliefs of senior secondary school students. *ASEAN Journal of Science and Engineering Education*, 3(3), 229-244.
- Awofala, A. O. A., Akinoso, S. O., Adeniyi, C. O., Jega, S. H., Fatade, A. O., and Arigbabu, A. A. (2024). Primary teachers' mathematics anxiety and mathematics teaching anxiety as predictors of students' performance in mathematics. *ASEAN Journal of Science and Engineering Education*, 4(1), 9-24.
- Awofala, A. O. A., and Agbolade, F. O. O. (2024). Effect of peer-tutoring strategy on senior secondary school students' achievement in mathematics. *ASEAN Journal for Science Education*, 3(1), 1-12.
- Awofala, A. O. A., and Olaniyi, A. O. (2023). Assessing teachers' formative evaluation strategy as related to senior secondary school students' achievement in mathematics. *ASEAN Journal for Science Education*, 2(2), 77-86.
- Awofala, A. O. A., Olabiyi, O. S., Ojo, O. T., Oladipo, A. J., Fatade, A. O., and Udeani, U. N. (2023). Personal and contextual factors as correlates of entrepreneurial intentions among pre-service science, technology, and mathematics teachers. *ASEAN Journal of Science and Engineering Education*, 3(3), 265-278.
- Azizah, N. N., Maryanti, R., and Nandiyanto, A. B. D. (2021). How to search and manage references with a specific referencing style using google scholar: From step-by-step processing for users to the practical examples in the referencing education. *Indonesian Journal of Multidisciplinary Research*, 1(2), 267-294.

- Azuma, R. T. (1997). A survey of augmented reality. *Teleoperators and Virtual Environments*, 6(4), 355–385.
- Bangkerd, P., and Sangsawang, T. (2021). Development of augmented reality application for exercise to promote health among elderly. *Indonesian Journal of Educational Research and Technology*, 1(3), 77-80.
- Barr, D., Harrison, J., and Conery, L. (2011). Computational thinking: A digital age skill for everyone. *Learning and Leading with Technology*, 38(6), 20–23.
- Camenda, D. Y., Gaba, C. A., Lacord, N., Natango, D., Pabl, A., and Abusam, H. (2021). How difficult is 1+1? A phenomenological study of high school students struggling in mathematics. *ASEAN Journal of Science and Engineering Education*, 1(2), 111-116.
- Castañeda, M. A., Guerra, A. M., and Ferro, R. (2018). Analysis on the gamification and implementation of leap motion controller in the i.e.d. técnico industrial de tocancipá. *Interactive Technology and Smart Education*, 15(2), 155–164.
- Cetintav, G., and Yilmaz, R. (2023). The effect of augmented reality technology on middle school students' mathematic academic achievement, self-regulated learning skills, and motivation. *Journal of Educational Computing Research*, 61(7), 1483–1504.
- Chang, S.-C., and Hwang, G.-J. (2018). Impacts of an augmented reality-based flipped learning guiding approach on students' scientific project performance and perceptions. *Computers and Education*, 125, 226–23.
- Chen, Y., Wang, Q., Chen, H., Song, X., Tang, H., and Tian, M. (2019). An overview of augmented reality technology. *Journal of Physics: Conference Series*, 1237, 22082.
- Curzon, P., Black, J., Meagher, L., and Mcowan, P. (2009). cs4fn.org: Enthusing Students about Computer Science. *Informatics Education Europe IV*, 5–12.
- Dallyono, R., Sukyadi, D., and Hakim, L. (2020). A mathematical model of the cognitive semantics of the English preposition on. *Indonesian Journal of Science and Technology*, 5(1), 133-153.
- Damayanti, F. N., Kusmawati, P.Navia, V., and Luckyardi, S. (2022). Readiness the owner of small medium enterprises for digital financial records in society 5.0 Era. *ASEAN Journal of Economic and Economic Education*, 1(1), 1-8.
- Deng, W., Pi, Z., Lei, W., Zhou, Q., and Zhang, W. (2020). Pencil code enhances learners' computational thinking and computer learning attitude. *Computer Applications in Engineering Education*, 28(1), 90–104.
- Dermawan, R., Muktiarni, M., and Mupita, J. (2022). Efforts to increase the interest of junior high school students in mathematics lessons using the tik tok learning tool. *ASEAN Journal for Science Education*, 1(2), 81-88.
- Dinayusadewi, N. P., and Agustika, G. N. S. (2020). Development of augmented reality application as a mathematics learning media in elementary school geometry materials. *Journal of Education Technology*, 4(2), 204.
- Dutta, R., Mantri, A., and Singh, G. (2022). Evaluating system usability of mobile augmented reality application for teaching Karnaugh-Maps. *Smart Learning Environments*, 9(1), 6.

- Fauziah, S. P., Suherman, I., Sya, M. F., Roestamy, M., Abduh, A., and Nandiyanto, A. B. D. (2021). Strategies in language education to improve science student understanding during practicum in laboratory: Review and computational bibliometric analysis. *International Journal of Language Education*, 5(4), 409-425.
- Ferdimana B, et al. (2023). Development of augmented reality application in physics through newton's laws and object interaction. *Procedia Computer Science*, 227, 699-708.
- Fiandini, M., Nandiyanto, A. B. D., Al Husaeni, D. F., Al Husaeni, D. N., and Mushiban, M. (2024). How to calculate statistics for significant difference test using SPSS: Understanding students comprehension on the concept of steam engines as power plant. *Indonesian Journal of Science and Technology*, 9(1), 45-108.
- Gargrish, S., Mantri, A., and Kaur, D. P. (2020). Augmented reality-based learning environment to enhance teaching-learning experience in geometry education. *Procedia Computer Science*, 172, 1039–1046.
- González, N. (2015). How to include augmented reality in descriptive geometry teaching. *Procedia Computer Science*, 75, 250–256.
- Hanid, M. F. A., Mohamad Said, M. N. H., Yahaya, N., and Abdullah, Z. (2022). Effects of augmented reality application integration with computational thinking in geometry topics. *Education and Information Technologies* 27(1), 9485–9521.
- Harimurti, R., Ekohariadi, Munoto, and IGP Asto, B. (2019). The concept of computational thinking toward information and communication technology learning. *IOP Conference Series: Materials Science and Engineering*, 535(1), 012004.
- Hashim, S., Masek, A., Mahthir, B. N. S. M., Rashid, A.H.A., and Nincarean, D. (2021). Association of interest, attitude and learning habit in mathematics learning towards enhancing students' achievement. *Indonesian Journal of Science and Technology*, 6(1), 113-122.
- Hsiao, H.-S., and Chang, C.-S. (2016). Weather observers: a manipulative augmented reality system for weather simulations at home, in the classroom, and at a museum. *Interactive Learning Environments*, 24(1), 205–223.
- Huang K, Wang C, Wang S, Liu R, and Chen G, Li X. (2021). An efficient, platform-independent map rendering framework for mobile augmented reality. *ISPRS International Journal of Geo-Information*, 10, 593.
- Huang, S. Y., Tarng, W., and Ou, K. L. (2023). Effectiveness of AR board game on computational thinking and programming skills for elementary school students. *Systems*, 11(1), 25.
- Hudriati, A., Yunus, M., and Arham, M. (2023). Hybrid Learning in New Normal Times: Shedding Light on the Current Teaching Practices Towards Second Language Acquisition in Higher Education Context. *International Journal of Language Education*, 7(4), 661-672.
- Husnah, A. U., Hidayat, M. A., and Jannah, M. (2021). The journey of a math: As a mathematics learning innovation. *Indonesian Journal of Multidisciplinary Research*, 1(1), 129-136.
- Israel, M., Wherfel, Q. M., Pearson, J., Shehab, S., and Tapia, T. (2015). Empowering K–12 students with disabilities to learn computational thinking and computer programming. *TEACHING Exceptional Children*, 48(1), 45–53.

- Jeon, B., Oh, J., and Son, S. (2021). Effects of tooth brushing training, based on augmented reality using a smart toothbrush, on oral hygiene care among people with intellectual disability in Korea. *Healthcare*, 9, 1–11.
- Jin, P., Xie, B., and Xiao, F. (2019). Multi-moment finite volume method for incompressible flows on unstructured moving grids and its application to fluid-rigid body interactions. *Computers and Structures*, 221, 91–110.
- Jose, M. T. N. S. (2022). Factors that affect the performance of selected high school students from the third district of Albay in International Mathematics Competitions. *ASEAN Journal for Science Education*, 1(1), 9-16.
- Kale, U., Akcaoglu, M., Cullen, T., Goh, D., Devine, L., Calvert, N., and Grise, K. (2018). computational what? Relating computational thinking to teaching. *TechTrends*, 62(6), 574–584.
- Kallia, M., van Borkulo, S. P., Drijvers, P., Barendsen, E., and Tolboom, J. (2021). Characterising computational thinking in mathematics education: a literature-informed Delphi study. *Research in Mathematics Education*, 23(2), 159–187.
- Khan, S., Kaklis, P., Serani, A., and Diez, M. (2022). Geometric moment-dependent global sensitivity analysis without simulation data: application to ship hull form optimisation. *Computer-Aided Design*, 151, 103339.
- Khan, S., Kaklis, P., Serani, A., Diez, M., and Kostas, K. (2022). Shape-supervised dimension reduction: extracting geometry and physics associated features with geometric moments. *Computer-Aided Design*, 150, 103327.
- Kumar, G., and Taber, A. (2020). An integral representation of fields with applications to finite element analysis of spatially varying materials. *Computer Aided Design*, 126, 102869.
- Lagcao, Y. G. D., Dechavez, J. P. A. D., Goleng, D. J. G., Lagca, Y. G. D., Tangkli, K. Y. M., and Vicera, W. J. C. (2023). Math readiness and its Effect on the online academic performance of science, technology, engineering, and mathematics students. *ASEAN Journal for Science Education*, 2(1), 33-38.
- Lasisi, A. K., Hassan, A. A., and Abdulkareem, H. B. (2024). Impact of single parenting on academic performance of junior secondary school students in mathematics. *ASEAN Journal for Science Education*, 3(2), 129-138.
- Lathifah, N. N., and Maryanti, R. (2021). Basic arithmetic learning through math online games for elementary school students during the pandemic. *Indonesian Journal of Multidisciplinary Research*, 1(2), 379-384.
- Latsyshyn, A. V., Kovach, V. O., Romanenko, Y. O., Deinega, I. I., latsyshyn, A. V., Popov, O. O., Kutsan, Y. G., Artemchuk, V. O., Burov, O. Y., and Lytvynova, S. H. (2020). Application of augmented reality technologies for preparation of specialists of new technological era. *CEUR Workshop Proceedings*, 2547(March 2020), 181–200.
- Lee, J., Joswick, C., and Pole, K. (2023). Classroom play and activities to support computational thinking development in early childhood. *Early Childhood Education Journal*, 51(3), 457–468.
- Li, Y., Schoenfeld, A. H., DiSessa, A. A., Graesser, A. C., Benson, L. C., English, L. D., and Duschl,

- R. A. (2020). Computational Thinking Is More about Thinking than Computing. *Journal for STEM Education Research*, 3(1), 1–18.
- Lima, C. B. D, Walton, S, and Owen, T. (2022). A critical outlook at augmented reality and its adoption in education. *Computers and Education Open*, 3, 100103.
- Liou, W.-K., Bhagat, K. K., and Chang, C.-Y. (2016). Beyond the flipped classroom: A highly interactive cloudclassroom (HIC) embedded into basic materials science courses. *Journal of Science Education and Technology*, 25(3), 460-473.
- Liu, X., Sohn, Y.-H., and Park, D.-W. (2018). Application development with augmented reality technique using unity 3D and vuforia. *International Journal of Applied Engineering Research*, 13(21), 15068–15071.
- Liu, Y.-C., Huang, T.-H., and Sung, C.-L. (2021). The determinants of impact of personal traits on computational thinking with programming instruction. *Interactive Learning Environments*, 1–15.
- Llena, C., Folguera, S., Forner, L., and Rodríguez-Lozano, FJ. (2018). Implementation of augmented reality in operative dentistry learning. *European Journal of Dental Education*, 22, e122–e130.
- Loizeau, F., Akiyama, T., Gautsch, S., Meister, A., Vettiger, P., and de Rooij, N. (2011). 2D cantilever array with fixed geometries and varying spring constants for life science applications. *Procedia Engineering*, 25, 669-672.
- Lytridis C, Tsinakos A, and Kazanidis I. (2018). ARTutor—an augmented reality platform for interactive distance learning. *Education Sciences (Basel)*, 8, 6.
- Mahrous, A., Elgreatly, A., Qian, F., and Schneider, GB. (2021). A comparison of pre-clinical instructional technologies: natural teeth, 3D models, 3D printing, and augmented reality. *Journal of Dental Education*, 85, 1795e801.
- Marasabessy, R. (2021). Study of mathematical reasoning ability for mathematics learning in schools: A literature review. *Indonesian Journal of Teaching in Science*, 1(2), 79-90.
- Marshall, D. B. (2013). Galileo’s defense of the application of geometry to physics in the Dialogue. *Studies in History and Philosophy of Science Part A*, 44(2), 178–187.
- Maryanti, R. (2021). Assessment of mathematical abilities of students with intellectual disabilities during the covid-19 pandemic. *Indonesian Journal of Community and Special Needs Education*, 1(2), 47-52.
- Maryati, W. E., Retnowati, E., and Thoe, N, K. (2022). Learning mathematics formulas by listening and reading worked examples. *Indonesian Journal of Teaching in Science*, 2(1), 61-74.
- McCormick, K. I., and Hall, J. A. (2021). Computational thinking learning experiences, outcomes, and research in preschool settings: A scoping review of literature. *Education Information Technologies*.
- Mirzabek, R. (2023). The science education and history of ulugh beg: Astronomer and mathematician from Samarkand, Uzbekistan. *ASEAN Journal of Science and Engineering Education*, 3(1), 59-64.

- Mitrayana, M., and Nurlaelah, E. (2023). Computational thinking in mathematics learning: Systematic literature review. *Indonesian Journal of Teaching in Science*, 3(2), 133-142.
- Mladenovic, R., Dakovic, D., Pereira, L., Matvijenko, V., and Mladenovic, K. (2020). Effect of augmented reality simulation on administration of local anesthesia in pediatric patients. *European Journal of Dental Education*, 24, 507–512.
- Mladenovic, R., Matvijenko, V., Subaric, L., and Mladenovic, K. (2022). Augmented reality as an e-learning tool for intraoral examination and dental charting during COVID-19 era. *Journal of Dental Education*, 86(1), 862–864.
- Mladenovic, R., Pereira, LAP., Mladenovic, K., Videnovic, N., Bukumiric, Z., and Mladenovic, J. (2019). Effectiveness of augmented reality mobile simulator in teaching local anesthesia of inferior alveolar nerve block. *Journal of Dental Education*, 83, 423–428.
- Mohaghegh, M., and Mccauley, M. (2016). Computational thinking: The skill set of the 21st century. *International Journal of Computer Science and Information Technologies*, 7(3), 1524–1539.
- Mohamed, Z., Wong, S. L., and Ridzwan Yaakub, M. (2019). A review of common features in computational thinking frameworks in K-12 education. *IOP Conference Series: Materials Science and Engineering*, 551(1), 012063.
- Nadeem M, Chandra A, Livirya A, and Beryozkina S. (2020). AR-LabOr: Design and assessment of an augmented reality application for lab orientation. *Education Sciences (Basel)*, 10, 316.
- Nincarean Eh Phon D, Zainal Abidin AF, Ab Razak MF, Kasim S, Basori AH, and Sutikno T. (2019). Augmented reality: effect on conceptual change of scientific. *Bulletin of Electrical Engineering and Informatics*, 8, 1537–44.
- Nordby, S. K., Bjerke, A. H., and Mifsud, L. (2022). Computational thinking in the primary mathematics classroom: A systematic review. *Digital Experiences in Mathematics Education*, 8(1), 27–49.
- Nur, D. R., Widodo, P., and Putro, N. H. P. S. (2023). Digital Natives Generation Enjoyment Using Online Resources as Virtual Learning Environment in Learning English Speaking. *International Journal of Language Education*, 7(4), 602-614.
- Nurvitasari, I., and Sulisworo, D. (2023). Development of augmented reality based lkpd as a mathematics learning media. *JNPM (Jurnal Nasional Pendidikan Matematika)* 7(1), 1-11.
- Obafemi, K.E. (2024). Enhancing pupils' academic performance in mathematics using brainstorming instructional strategy. *ASEAN Journal of Science and Engineering Education*, 4(2), 99-106.
- Obafemi, K.E., Fajonyomi, A., and Ola-Alani, E.K. (2023). Effect of reversed jigsaw instructional strategy on pupils academic achievement in mathematics. *ASEAN Journal of Science and Engineering Education*, 3(3), 297-304.
- Obafemi, K.E., Saadu, U.T., Adesokan, A., Yahaya, O., Sulaimon, J.T., Obafemi, T.O., and Yakubu, F.M. (2023). Self-efficacy as a correlate of pupils' academic achievement in mathematics. *Indonesian Journal of Teaching in Science*, 3(2), 113-120.

- Obafemi, K.E., Saadu, U.T., Yahaya, O., Obafemi, T.O., and Yakubu, F.M. (2024). Exploration of the effect of scaffolding instructional strategy on pupils' academic performance in mathematics. *ASEAN Journal for Science Education*, 2(2), 121-128.
- Ogunjimi, M.O., and Gbadeyanka, T.A. (2023). Effect of guided inquiry and explicit-instructional strategies on lower basic students' academic performance in mathematics. *Indonesian Journal of Teaching in Science*, 3(1), 23-32.
- Omolafe.E.V. (2021). Primary educators' experts' validation of the developed mathematics mobile application to enhance the teaching of mathematics in Nigeria primary schools. *ASEAN Journal of Science and Engineering Education*, 2(1), 157-166.
- Padmore, E. A., and Ali, C. A. (2024). Exploring effective differentiated instruction in the teaching and learning of mathematics. *ASEAN Journal for Science Education*, 3(1), 41-54.
- Park, Y.-S., and Green, J. (2019). Bringing computational thinking into science education. *Journal of the Korean Earth Science Society*, 40(4), 340–352.
- Patzer, B., Smith, D. C., and Keebler, J. R. (2014). Novelty and retention for two augmented reality learning systems. *Proceedings of the Human Factors and Ergonomics Society*, 2014, 1164–1168.
- Peng, M., and Ou, S. (2014). Augmented reality in informal learning environments: A field experiment in a mathematics exhibition. *Computers and Education*, 79, 59-68.
- Poushneh, A., and Vasquez-Parraga, AZ. (2017). Discernible impact of augmented reality on retail customer's experience, satisfaction and willingness to buy. *Journal of Retailing and Consumer Services*, 34, 229–234.
- Pramuditya, S. A., Noto, M. S., and Azzumar, F. (2022). Characteristics of students' mathematical problem solving abilities in open-ended-based virtual reality game learning. *Infinity*, 11(2), 255-272.
- Pratiwi, D. I., Amumpuni, R. S., Fikria, A., and Budiastuti, R. E. (2023). Enhancing students' learning outcomes through MALL in TOEFL preparation class for railway mechanical technology. *International Journal of Language Education*, 7(2), 185-198.
- Presser, A. E. L., Young, J. M., Rosenfeld, D., Clements, L. J., Kook, J. F., Sherwood, H., and Cerrone, M. (2023). Data collection and analysis for preschoolers: An engaging context for integrating mathematics and computational thinking with digital tools. *Early Childhood Research Quarterly*, 65, 42-56.
- Putra, I. K. A. A., and Putra, I. G. N. A. C. (2021). Development of augmented reality application for canang education using marker-based tracking method. *JELIKU (Jurnal Elektronik Ilmu Komputer Udayana)*, 9(3), 365.
- Putri, S. R., Hofifah, S. N., Girsang, G. C. S., and Nandiyanto, A. B. D. (2022). How to identify misconception using certainty of response index (CRI): A study case of mathematical chemistry subject by experimental demonstration of adsorption. *Indonesian Journal of Multidisciplinary Research*, 2(1), 143-158.
- Rdiamoda, A. A. (2024). Difficulties encountered by the students in learning mathematics. *Indonesian Journal of Educational Research and Technology*, 4(1), 63-70.
- Repenning, A., Basawapatna, A., and Escherle, N. (2016). Computational thinking tools. 2016

- Rich, K. M., Spaepen, E., Strickland, C., and Moran, C. (2020). Synergies and differences in mathematical and computational thinking: implications for integrated instruction. *Interactive Learning Environments*, 28(3), 272–283.
- Romalee, W., et al. (2023). A mobile augmented reality-integrated oral health education for community dwelling older adults: A pilot study. *Journal of Dental Sciences*, 18(4), 1838-1844.
- Serra, E. J. P., Senope, N. J. R., and Lariosa, C. M. (2021). Potholes in the implementation of printed module in mathematics and feedbacks of learners in Lambayong national high school during covid-19 pandemic. *ASEAN Journal of Science and Engineering Education*, 2(1), 177-182.
- Shaffiyah, I., Dwiyantri, V., and Masek, A. (2022). Smart city and society 5.0: Involvement of information technology in the development of public service systems in Indonesia. *ASEAN Journal of Community Service and Education*, 1(1), 31-42.
- Sharmin, N., Chow, AK., Votta, D., and Maeda, N. (2022). Implementing augmented reality to facilitate the learning of oral histology. *Healthcare Informatics Research*, 28, 170–175.
- Shin, N., Bowers, J., Roderick, S., McIntyre, C., Stephens, A. L., and Eidin, E. (2022). A framework for supporting systems thinking and computational thinking through constructing models. *Instructional Science*, 50, 933–960.
- Shute, V. J., Sun, C., and Asbell-Clarke, J. (2017). Demystifying computational thinking. *Educational Research Review*, 22, 142-158.
- Silva, R., Pedro da Silva, A., Toda, A., and Isotani, S. (2018). Impact of teaching approaches to computational thinking on high school students: a systematic mapping. *2018 IEEE 18th International Conference on Advanced Learning Technologies (ICALT)*, 285–289.
- Siregar, H. S. (2023). Perceived usefulness and perceived ease of use of online learning for Islamic religious education teacher. *Jurnal Pendidikan Islam*, 9(1), 93–106.
- Smith, R. C., Schaper, M. M., Tamashiro, M. A., Van Mechelen, M., Petersen, M. G., and Iversen, O. S. (2023). A research agenda for computational empowerment for emerging technology education. *International Journal of Child-Computer Interaction*, 38(1), 100616.
- Smith, R. C., Schaper, M. M., Tamashiro, M. A., Van Mechelen, M., Petersen, M. G., and Iversen, O. S. (2023). A research agenda for computational empowerment for emerging technology education. *International Journal of Child-Computer Interaction*, 38(October 2022), 100616.
- Stolzenberger C, Wolf N, and Trefzger T. (2021). Technology deployment in physics lessons: Understanding optics better with Augmented Reality. *Journal of Physics: Conference Series*, 1929, 012037.
- Suherman, I., Fauziah, S. P., Roestamy, M., Bilad, M. R., Abduh, A., and Nandiyanto, A. B. D. (2023). How to improve student understanding in learning science by regulating strategy in language education? Definition, factors for enhancing students comprehension, and

- computational bibliometric review analysis. *International Journal of Language Education*, 7(3), 527-562.
- Sung, Ma., and Choi, Hong. (2019). Real-time augmented reality physics simulator for education. *Applied Sciences*, 9, 4019.
- Syafril, S., Asril, Z., Engkizar, E., Zafirah, A., Agusti, F. A., and Sugiharta, I. (2021). Designing prototype model of virtual geometry in mathematics learning using augmented reality. *Journal of Physics: Conference Series*, 1796(1), 012035.
- Taber, A., Kumar, G., Freytag, M., and Shapiro, V. (2018). A moment-vector approach to interoperable analysis. *Computer Aided Design*, 102, 139–147.
- Taslibeyasz, E., Kursun, E., and Karaman, S. (2020). How to develop computational thinking: a systematic review of empirical studies. *Informatics in Education*, 19(4), 701–719.
- Thiagarajan, V., and Shapiro, V. (2018). Shape aware quadratures. *Journal of Computational Physics*, 374, 1239–1260.
- Tofel-grehl, C., and Richardson, D. (2018). Teaching computational thinking to english learners university of California at Irvine. *Nys Tesol Journal*, 5(July), 12–24.
- Toquero, C. M. D. (2021). “Real-world:” preservice teachers’ research competence and research difficulties in action research. *Journal of Applied Research in Higher Education*, 13(1), 126–148.
- Urhan, S. (2022). Using Habermas’ construct of rationality to analyze students’ computational thinking: The case of series and vector. *Education and Information Technologies*, 27(8), 10869–10948.
- Uriel, C., Sergio, S., Carolina, G., Mariano, G., Paola, D., and Martín, A. (2020). Improving the understanding of basic sciences concepts by using virtual and augmented reality. *Procedia Computer Science*, 172, 389-392.
- Urlings, J., Sezer, S., and Ter Laan, M. (2022). The role and effectiveness of augmented reality in patient education: a systematic review of the literature. *Patient Education and Counseling*, 105, 1917e27.
- Valovičová, Ľ., Ondruška, J., Zelenický, Ľ., Chytrý, V., and Medová, J. (2020). Enhancing computational thinking through interdisciplinary steam activities using tablets. *Mathematics*, 8(12), 2128.
- Valtonen, T., Leppänen, U., Hyypiä, M., Sointu, E., Smits, A., and Tondeur, J. (2020). Fresh perspectives on TPACK: pre-service teachers’ own appraisal of their challenging and confident TPACK areas. *Education and Information Technologies*, 25(4), 2823-2842.
- Vinayakumar, R., Soman, K., and Menon, P. (2018). Fractal geometry: enhancing computational thinking with mit scratch. *2018 9th International Conference on Computing, Communication and Networking Technologies (ICCCNT)*, 1–6.
- Volioti, C., Orovas, C., Sapounidis, T., Trachanas, G., and Keramopoulos, E. (2023). Augmented reality in primary education: An active learning approach in mathematics. *Computers*, 12(10).
- Voogt, J., Fisser, P., Good, J., Mishra, P., and Yadav, A. (2015). Computational thinking in

- compulsory education: Towards an agenda for research and practice. *Education and Information Technologies*, 20(4), 715–728.
- Wang, C., Shen, J., and Chao, J. (2022). Integrating computational thinking in STEM education: A literature review. *International Journal of Science and Mathematics Education*, 20, 1949–1972.
- Weintrop, D., Beheshti, E., Horn, M., Orton, K., Jona, K., and Trouille, L. (2016). Defining computational thinking for mathematics and science classrooms. *Journal of Science Education and Technology*, 25(1), 127–147.
- Wijaya, H., Maryanti, R., Wulandary, V., and Irawan, A. R. (2022). Numerical minimum competence assessment for increasing students' interest in mathematics. *ASEAN Journal of Science and Engineering Education*, 2(3), 183-192.
- Yang, K., Liu, X., and Chen, G. (2020). The influence of robots on students' computational thinking: A literature review. *International Journal of Information and Education Technology*, 10(8), 627–631.
- Yeh, M. T., and Liao, W. C. (2014). Computer-assisted culture learning in an online augmented reality environment based on free-hand gesture interaction. *IEEE Transactions on Learning Technologies*, 7(2), 107-117.
- Yuliani, S., Kaur, N., and Jageer Singh, A. K. (2023). M-Learning in ELT: Avenues and Challenges that Confront Teaching and Learning at Higher Education. *International Journal of Language Education*, 7(3), 377-392.
- Zafar, S., and Zachar, J. J. (2020). Evaluation of holohuman augmented reality application as a novel educational tool in dentistry. *European Journal of Dental Education*, 24, 259–265.
- Zhang, J., Sung, Y. T., Hou, H. T., and Chang, K. E. (2014). The development and evaluation of an augmented reality-based armillary sphere for astronomical observation instruction. *Computers and Education*, 73, 178-188.